


U.S. SAWS™

OPERATING INSTRUCTIONS FOR BREAK 'N TAKE MAGNETIC MANHOLE LIFTING DEVICES




STEP 1

Remove the Break 'N Take from protective shoe. This prevents the tool from sticking to metal objects unexpectedly. Place magnets on outer edge of manhole lid. It is recommended to place the lifter on the cleanest area; avoiding dirt, asphalt, and heavy build up.
* Before use wipe magnets clean to remove debris.



STEP 2

Lower the handle so that the breaking fulcrum is touching the ground. Gently press/ bump the handle with your foot or hands until the edge of the lid begins to free itself. Pressing the handle all the way to the ground or forcefully kicking the handle typically results in the magnets pulling away from a well-sealed lid and failing to lift the lid.



STEP 3

Once the lid is moving in it's seat, raise the handle into a comfortable standing position. Pull the edge of the lid free of the opening.




STEP 4

Now drag the lid backwards. Drag the lid to a safe location and leave the Break N' Take attached to the lid. Lower the handle to the ground to prevent it from falling unexpectedly.



STEP 5

Once you drag the lid back in place, remove the Break 'N Take. To remove, lift the handle to it's full upright position until it contacts the stopping pin. Then, in a quick and forceful motion, push the handle against the stop, the magnets will release, and the tool will tip backwards. Lift the tool from the lower handle/fulcrum, again in a sharp motion and the tool will release from the lid.



STEP 6

Replace the Break 'N Take in the protective shoe for transport. The Break 'N Take should be stored in the shoe until ready for operation. The shoe disrupts the magnetic force produced by the rare earth magnets.

The magnets used on the Break 'N Take tool are neodymium or rare earth magnets. They are among the strongest magnets available and exert enormous force. The energy in these magnets cannot be seen or felt by a person or on nonmetallic objects; however, caution should be taken around these tools. Use caution around credit cards, electronic devices, and metal objects.

If you use a pacemaker or similar device, you must never approach the equipment because your device may malfunction in the magnetic field with consequence up to and including death.

If sharp tugging motions are used during the removal process, the magnets may release without warning. Use a safe stance/body position to ensure you do not fall backward if the magnets do release.

Use safe lifting practices when removing the lid to reduce muscle load or pressure on your back. At no time should the entire weight of the lid be suspended by the magnetic tool. The tool is designed to lift only the edge of a manhole cover so that the lid can be slid off the opening.