



# ***U.S. SAWS***<sup>TM</sup>

## **SURFACE PREPARATION PRODUCT CATALOG**

**2022**

**INDUSTRIAL CONCRETE FLOORING  
EQUIPMENT**



U.S.SAWS' professional surface preparation equipment line includes dust-free tools for cutting and widening joints, grinding and polishing concrete, decorative concrete cutting, and vacuums for collecting the dust. Accessories available include dust shrouds for your existing tools and a full line of diamond blades, cup wheels, polishing pads, and resins for cutting, grinding and polishing concrete on hand-held and walk-behind equipment.

U.S.SAWS surface preparation products are designed for the professional contractor who focuses on concrete repair and surface preparation where time and dust control are critical.

# TABLE OF CONTENTS

---

**CONCRETE  
GRINDERS &  
DUST SHROUDS**

---



**PAGES 4 - 6**

---

**CONCRETE  
POLISHING**

---



**PAGE 7**

---

**JOINT CLEAN-OUT &  
SAWS**

---



**PAGES 8 - 9**

---

**CRACK CHASING  
SAWS**

---




**PAGE 10**

---

**INDUSTRIAL DUST  
VACUUMS**

---



**PAGES 11 - 12**

---

**POLYUREA PUMPS  
& ACCESSORIES**


---



**PAGES 13 - 14**

---

**DIAMOND BLADES  
& TOOLING  
CUP & ZEC WHEELS**



**PAGES 15 - 22**



# CONCRETE GRINDERS & DUST SHROUDS



## TC-7 STAND-UP EDGER

The most innovative concrete edge grinder on the market, the TC-7 Stand-Up Edger, is designed to give the operator the feel of a hand-held grinder while maintaining a comfortable upright position. The TC-7 Edger is for grinding and polishing concrete surfaces near walls and other vertical surfaces but can also be used in open spaces where it is not practical to mobilize a large planetary.

TC-7 Specifications	
Part Number	SX67000
Power Source	Metabo 24- 230 15 AMP 6600 RPM
Includes	Metabo 24-230, 7" 24 segment turbo cup wheel and shroud
Power Requirements	115V 15A
Grinding Wheels Used	7" Diamond Cup Wheels, PCDs, ZEC Wheels, EZ Edge Ceramic Wheels, Polishing Pads
Weight	49lbs

The TC-7 is powered by a Metabo 24-230 15 AMP grinder. The unit comes complete with U.S.SAWS G2 Dust shroud 7" 24 Segment Turbo Cup Wheel INCLUDED. Optional Variable Speed Control for polishing available.



METABO GRINDER



ADJUSTMENT HANDLE



CASTER GUARD INCLUDED



STABLE FRAME DESIGN

## TC-7 POLISHING PACKAGES

### TC-7 POLISHING PACKAGE

Complete package includes: TC-7 Stand Up Edger, Metabo 24-230, Dust Shroud, Variable Speed Control and Polishing Tooling Kit

**Part Number:** SX67000-PKG



### VARIABLE SPEED CONTROL BOX

Add to the TC-7 to make it a variable speed polisher!

**Part Number:** SX67099



### POLISHING SET

Includes: 7" 18 Segment Bi-Turbo Cup Wheel, 7" Steel Backing Pad, 7" set of Honeycomb resin pads #50 - #3000, and E&F Nuts.

**Part Number:** SX-TC7



# CONCRETE GRINDERS & DUST SHROUDS



## 7" METABO PRO GRINDER PACKAGE

Includes: Metabo W24-230 15 AMP, 6,600 RPM grinder, 7" Generation 2 convertible dust shroud, 7" loop handle, and (2) 7" 12 segment turbo cup wheels.

**Power:** 15 AMP, 6,600 RPM Model

**Part Number:** SX60006PPG2



## 7" METABO PREMIUM GRINDER PACKAGE

Includes: Metabo W24-230 15 AMP 6,600 RPM or 8,500 RPM grinder, U.S.SAWS polyurethane convertible edging style pro dust shroud, loop handle, pro blade adapter nuts, blade nut wrench, allen wrench and 7" 24 segment cup wheel.

**Power:** 6,600 RPM Model

**Part Number:** SX60006CG2

**Power:** 8,500 RPM Model

**Part Number:** SX60010CG2

## 7" SHROUD KITS

### 7" PRO DUST SHROUD KIT

Custom made to fit: Bosch, DeWalt, Hilti, Makita, Metabo, and Milwaukee model grinders.  
Includes: convertible style dust shroud and aluminum adapter ring

**Metabo models:** \$159.00

**Other models:** \$189.00

### 7" DELUXE DUST SHROUD KIT

Custom made to fit: Bosch, DeWalt, Hilti, Makita, Metabo, and Milwaukee model grinders.  
Includes: convertible edging style dust shroud, aluminum adapter ring, long and short pro blade nuts, and blade nut wrench

**Metabo models:** \$229.00

**Other models:** \$259.00

## 7" GRINDER-VAC ACCESSORIES

### 7" UNIVERSAL GRINDER KIT

Includes: 7" convertible edging style dust shroud, (3) polyurethane adapter rings, and collar clamp  
Fits 7" & 9" 15 AMP grinders manufactured by: Bosch, DeWalt, Hitachi, Makita, Metabo, or Milwaukee  
**Part Number:** SX65807U

### 7" SIMPLE DURABLE DUST SHROUD - FITS METABO

Includes: polyurethane convertible edging style shroud only; designed to be used with Metabo 7" & 9" Grinders  
**Part Number:** SX65807M

### 7" LOOP HANDLE ASSEMBLY

Fits on a variety of grinders and provides increased operator comfort  
Includes: loop handle with rubber grip, bolts, and lock washers  
**Part Number:** SX73907

### CUP WHEEL MOUNTING NUTS

Short - 4.5" Zec  
Short with 2 Spacers  
Medium with 1 Spacer  
Long - 7" Zec  
B-CV & C1 Set  
E & F Set

05-69003  
05-69001  
05-69006  
05-69004  
SX50502  
SX50503

# CONCRETE GRINDERS & DUST SHROUDS



## 5" PRO GRINDER PACKAGE

Includes: WEV15-125 Quick HT Metabo 13.5 AMP, 2,800 - 9,600 RPM variable speed grinder, 5" convertible edging style hub dust shroud, and (1) 4.5" 9 segment turbo cup wheel

**Power:** 2,800-9,600 RPM Model  
**Part Number:** SX65000EC



## 5" PREMIUM GRINDER PACKAGE

Includes: Metabo 13.5 AMP, 2,800 to 9,600 RPM variable speed or 8.5 AMP 10,500 RPM grinder, 5" U.S.SAWS polyurethane convertible edging style pro dust shroud, loop handle, 4.5" 10 segment cup wheel, pro blade adapter nuts, blade nut wrench, and allen wrench

**Power:** 2,800-9,600 RPM Model  
**Part Number:** SX65000C

**Power:** 10,500 RPM Model  
**Part Number:** SX65005C

## 5" SHROUD KITS



### 5" PRO DUST SHROUD KIT

Custom made to fit: Bosch, DeWalt, Hilti, Makita, Metabo, and Milwaukee model grinders.

Includes: convertible style dust shroud and aluminum adapter ring

**Metabo models:** \$139.00  
**Other models:** \$159.00



### 5" DELUXE DUST SHROUD KIT

Custom made to fit: Bosch, DeWalt, Hilti, Makita, Metabo, and Milwaukee model grinders  
Includes: convertible dust shroud, aluminum adapter ring, long and short pro blade nuts, blade nut wrench, and allen wrench

**Metabo models:** \$209.00  
**Other models:** \$239.00

## 5" GRINDER-VAC ACCESSORIES



### 5" LOOP HANDLE ASSEMBLY

Fits on a variety of grinders and provides increased operator comfort.  
Includes: loop handle with rubber grip, bolts, and lock washers

**Part Number:** SX53900



### 5" METABO DUST SHROUD

For use with most 5" Metabo Grinders.  
Includes: polyurethane convertible edging style shroud.

**Part Number:** SX65852H





# CONCRETE POLISHING



## 5" PRO POLISHING ASSEMBLY

Includes: Metabo PE15-30 variable speed polisher (13 AMP, 800 to 3,000 RPM), 5" U.S.SAWS polyurethane convertible edging style shroud, 5" loop handle, and 5" flexible backing pad

**Part Number:** SX65005CP



## 7" PRO POLISHING ASSEMBLY

Includes: Metabo PE15-30 variable speed polisher (13 AMP, 800 to 3,000 RPM), 7" U.S.SAWS polyurethane convertible edging style shroud, 7" loop handle, and 7" flexible backing pad

**Part Number:** SX60006CP

## POLISHING SHROUD KITS



### 5" SHROUD KIT

Designed for the 5" Metabo PE15-30.  
Includes: convertible style dust shroud, adapter ring, and 5" backing pad

**Part Number:** SX65218



### 7" SHROUD KIT

Designed for the 7" Metabo PE15-30.  
Includes: convertible style dust shroud, adapter ring, and 7" backing pad

**Part Number:** SX60218

## POLISHING ACCESSORIES



### STANDARD CONCRETE POLISHING PAD PACKS

Set requires a backing pad, which is sold separately.  
Includes Grits: #50, #100, #200, #400, #800, #1500, #3000

**Part Number (5" Package):** PPN5GPACK

**Part Number (7" Package):** PPN7GPACK

### HONEYCOMB CONCRETE POLISHING PAD PACKS

High production polishing pads. Set requires a backing pad, which is sold separately.

Includes Grits: #50, #100, #200, #400, #800, #1500, #3000

**Part Number (5" Package):** PHN05PACK

**Part Number (7" Package):** PHN07PACK

## VSG-10 STAND UP GRINDER



### VSG-10 STAND-UP GRINDER

The U.S.SAWS VSG-10 (Variable Speed Grinder) is an easy to use, concrete floor grinding and polishing machine that will prep and polish concrete surfaces in areas that cannot be accessed by larger equipment.

VSG-10 Specifications	
Part Number	<b>SX61000</b>
Power Requirement	115V 15 AMP Electric
Max RPM	400 - 1,500
Grinding Wheels Used	Fast Change Diamonds, PCDs, and Polishing Pads
Weight	165 lbs

# JOINT CLEAN-OUT SAWS



## U.S.SAWS JOINT CLEAN-OUT SAWS

U.S.SAWS offers a wide range of joint clean-out saws to serve the concrete industrial flooring professional. These machines are designed to clean-out existing control joints and remove old joint fill material that needs to be replaced. Durability, accuracy, and high production rates are the key components to our industry-leading line of saws.



## JOINT CLEAN-OUT SAWS

### JS-160P 16HP PROPANE JOINT CLEAN-OUT SAW

U.S.SAWS JS-160P is a joint clean-out saw/mill designed to clean-out existing control joints to prepare for new joint fill application or remove failing or deteriorated existing joint fill material. This machine can be used to remove polyurea, epoxy, and polyurethane joint fill materials. This JS-160P has several key features to provide accuracy, high production rates, and a safe working environment.

- U.S.SAWS JS-160 is built with a certified Propane V Twin.



Propane JS Saw Model JS-160P Specifications	
Part Number	SX77160
Fuel Type	Propane
Fuel Capacity	14 lbs / 3-4 hour run time
Engine Size/ Brand	V-Twin 479CC, 16 HP Vanguard
Max RPM	5,850
Max Cutting Depth	3"
Blade Sizes	8" to 10" Dry Diamond
Max Width	Single Blade: .500" Multiple Blades: 1.5"
Minimum Blade Width	.095"
Blade Width	.095", .110", .125", .187", .250", .375", .500"
Arbor Size	1" with Drive Pin Hole
Dust Collector Size	350+ CFM
Weight	250 lb

### JS-131 13HP HONDA GAS JOINT CLEAN-OUT SAW

The U.S.SAWS JS-131 Gas – Joint Clean-out Saw is a gas-powered walk-behind saw used for joint clean-out, concrete sawing, and trench cutting. Material is milled out of the joint in an upward direction and collected by the debris collection port. It features a blade guard design that permits easy dust extraction and a secure connection to the dust collection system.



Gas JS Saw Model JS-131 Specifications	
Part Number	<b>SX77131</b>
Power Source	Honda GX 390
Max RPM	5,850
Max Cutting Depth	3"
Blade Diameter	8" or 10" Dry Diamond
Blade Width	.090", .125", .250", .375", .500"
Arbor Size	1" with Drive Pin Hole
Weight	200 lb



# JOINT CLEAN-OUT SAW



## U.S.SAWS MARK-III JOINT CLEAN-OUT SAW

The Mark-III is designed to clean- out joints and remove existing joint filler faster and more accurately. The custom-designed blade guard allows the operator to see the blade yet still covers 98% for excellent dust control. The redesigned handle is more stable, has an adjustable height, and rotates 90° to get closer to walls or racks. The joint clean-out saw cuts up to 2" deep.



Mark-III Dust Buggy Specifications


Part Number	<b>SX13700</b>
Grinder Make/ Model	Metabo W24-230
Output Power	15 Amp Electric
Max RPM	6,600
Power Requirements	115V, 60Hz
Max Cutting Depth	2"
Blade Diameter	7" or 8" Dry Diamond
Blade Width	.090", .125", .250"
Blade Arbor	7/8"
Weight	56 lb

### Features:

- Electric, portable joint clean-out saw ideal for joint clean-out, joint filler removal, decorative concrete, and concrete cutting
- Adjustable blade depth with up to 2" cutting depth with 8" blade
- Powered by a Metabo 15 Amp 24-230
- Up-cut blade rotation cleans debris out of the joint
- Solid aluminum chassis provides a durable and stable machine to allow for straight, accurate cuts
- Vacuum port allows for dust-free operation



VACUUM PORT



ROTATING HANDLE



ALUMINUM ALLOY  
CHASSIS



EQUIPPED WITH  
METABO

# CRACK CHASING SAWS



## CC-100 CRACK CHASER WITH 9HP HONDA ENGINE

The CC-100 is the fastest and most productive walk-behind crack chaser on the market today. Operators have a clear view of the cutting blade of the CC-100 by pulling the saw backward. Its unique pivoting system allows the saw to cut in tight curves effortlessly while avoiding stopping and restarting.

CC-100 Specifications	
Part Number	<b>SX90102</b>
Description	Walk-Behind Crack Chaser
Power Source	Honda GX270
Max RPM	7,500
Max Cutting Depth	1"
Blade Diameter	6" Dry Diamond
Blade Width	.250", .375", .500"
Blade Arbor	5/8" with Drive Pin Hole
Weight	150 lb

## HAND-HELD CRACK CHASER



(Blade sold separately)

## 5" CRACK CHASER ASSEMBLY

The 5" Crack Chaser saw is powered by a 5" Metabo grinder WE15-125 or a 4.5" Metabo W9-115. The Crack Chaser is a hand-held saw designed to rout out random cracks or cut concrete while collecting the dust. The grinder is great for cutting out mortar or grout joints.

Crack Chaser Specifications		
Part Number	<b>SX55010</b>	<b>SX55014</b>
Grinder Make/Model	Metabo WEV15-125 QUICK HT	Metabo W9-115
Power	13.5 AMP	8.5 AMP
RPM	2,800-9,600	10,500
Power Requirements	120V, 60Hz	120V, 60Hz
Max Cutting Depth	1-1/4"	1-1/4"
Blade Diameter	4", 4.5" or 5"	4", 4.5", or 5"
Blade Width	.090, .125, .187, .250, .375	.090, .125, .187, .250

## HAND-HELD CUT VAC



## CUT VAC

The hand-held Cut-Vac is designed for routing out cracks or cut concrete up to 1-1/8" deep while collecting the dust. The saw is also available as a stand-up unit that makes cutting straight decorative cuts or cleaning out control joints faster and easier.

Cut-Vac Specifications	
Part Number	<b>SX70000</b>
Description	Hand-Held Crack Chaser
Grinder/Motor Make/Model	Metabo W24-180
Power Source	15 AMP 110V Electric
Max RPM	8,500
Max Cutting Depth	1-1/8"
Blade Diameter	7" or 8"
Blade Width	.250", .375"
Blade Arbor	7/8"
Weight	27 lb

# INDUSTRIAL DUST COLLECTION VACUUMS

## U.S.SAWS' ULTRA-VAC DUST VACUUMS

U.S.SAWS vacuums are specifically designed for concrete dust and the construction industry. All our vacuums are OSHA compliant under Table 1 Silica Dust guidelines when appropriately used. Oversize filters maximize airflow even while the dust bin is near capacity. The Ultra-Vac line is a simple, rugged design to withstand the abuse of even the toughest crews.

The vacuums feature front and rear handles for easy transportation, heavy-duty wheels that allow the user to roll over cords and job site debris easily. The shaker style filter clearing, large capacity dust bins, and large multi-pleated filters allow more extended use of the dust collector.



## ULTRA-VACS

### ULTRA-VAC 1250 GAS POWERED VACUUM

The U.S.SAWS Ultra-Vac 1250-G is a heavy duty vacuum designed for collecting concrete dust where a gas powered engine is most convenient. The wide, flat wheels make it a good choice for early entry control joint cutting as they will lessen the possibility of indentations in the slab. This machine is constructed of an all steel tube frame with a polyethylene body for years of use and abuse.

\*The Vac is designed for use with the U.S.SAWS JS-160P, JS-131, CC-100, and various early entry saws.

Ultra Vac 1250 Gas Specifications	
Part Number	SX50005G
CFM	450
Water Lift	115"
Dust Bin	12.5 Gallons
Power Source	Honda Gas Engine GX240
Filter Size	18.3 sq. ft.
Weight	150 lbs
Hose Inlet Size	3"
Frame / Body	Tube Steel / High Density Polyethylene

### ULTRA-VAC 1250 INDUSTRIAL VACUUM - WITH HEPA FILTERS

The heavy-duty, durable Ultra-Vac 1250 is our most popular vacuum. Its large filter will allow the vacuum to perform without losing suction even with a full dust load. The vacuum is designed for the construction professional and is a perfect match for 7" grinders, 8" scarifier, small planetary machines, and joint clean-out equipment.

Ultra Vac 1250 - HEPA Specifications	
Part Number	SX50000
CFM	220
Water Lift	110"
Dust Bin	12.5 Gallons
AMP	17 Amp
Voltage	120V
Filter Size	18.3 sq. ft.
Weight	88 lbs





# INDUSTRIAL DUST VACUUMS

## U.S.SAWS' DURA-VAC DUST VACUUMS

The U.S.SAWS DuraVac collection is a lightweight and extremely durable industrial dust collection system. The industrial vacuum systems are equipped with tested and certified HEPA filters that trap the most dangerous to breath dust particles and prevents them from being released in the air. The DuraVac's are OSHA certified dust collection systems.



Dura Vac 221B	
Part Number	SX52210
CFM	215
Water Lift	110"
Dust Collection	Longo Pack
Amperage	17 Amp
Voltage	120V
Bag Size	72ft Long Continuous Liner
Weight	96 lbs
Hose Inlet Size	2"
Frame / Body	Tube Steel



Dura Vac 220B	
Part Number	SX52200
CFM	215
Water Lift	110"
Dust Collection	Longo Pack
Amperage	17 Amp
Voltage	120V
Bag Size	72ft Long Continuous Liner
Weight	96 lbs
Hose Inlet Size	2"
Frame / Body	Tube Steel

## ULTRA-VAC 1250 ACCESSORIES



### ULTRA-VAC 1250 LONGOPAC FRAME

This steel frame pairs with the Ultra-Vac 1250 models to convert them into a longopac bagging vacuum system.

**Part Number:** SX50110



### ULTRA-VAC 1250 DUST PAN

Fits to the U.S.SAWS Ultra-Vac 1250  
**Part Number:** SX24600-6



### 2" REPLACEMENT HOSE

Replacement hose for vacuums  
**Part Number:** SX73405

## DUST COLLECTION PRE-SEPERATOR



\*Does not include dust collection bin

### 5 GALLON CYCLONE PRE-SEPARATOR

The U.S.SAWS Cyclone Pre-Separator is a low-cost way to turn your shop-vac into an industrial dust collector. It separates most of the concrete dust before it reaches the shop-vac.



Cyclone Separator Specifications	
Part Number	<b>SX24445</b>
Power Source	Powered By Your Shop Vacuum Unit
Included Accessories	(1) 8' 2-1/4" Hose & Cyclone Separator
Cyclone Separator with 10 Bags Specifications	
Part Number	<b>SX24445BAG</b>
Power Source	Powered By Your Shop Vacuum Unit
Included Accessories	(1) 8' 2-1/4" Hose, Cyclone Separator & 10 Bags

# JOINT FILL PUMPS

Joint filling on exposed concrete slabs is crucial in maintaining a smooth and durable control joint system. An unfilled joint will quickly deteriorate under heavy loads causing material handling and cleanliness problems. Most control joints are being filled with epoxy or polyurea joint fillers, and U.S.SAWS has a solution for all your joint fill needs.

The U.S.SAWS polymer pumps were designed with the industrial flooring contractor in mind. These machines are easy to use, easy to repair, and maintain; the polymer pumps have been built using high-quality components allowing for years of use. Our unique semi-transparent tanks will enable the operator to monitor the material level in them, so they never run out, and the proper ratio can be observed. Our pumps use a driven gear and chain design to ensure that they turn at the same speed. The operator's variable pumping speed allows the user to go as fast as they can or slow down for optimal accuracy. These machines are proudly made in the USA.

U.S.SAWS Joint Fill Machines are able to be equipped with a battery and inverter for cord-free use.



## ONE MAN POLYUREA PUMP

The new design of this joint fill pump allows for one-person operation. Constructed with a lower tank design makes for easier filling. A built-in storage area allows for the storage of a generator or a battery. Also equipped with a box for tools storage and a waste bucket holder for fewer drips on the floor.

**Part Number: SX20550**



## 1/2HP 110V ELECTRIC DUAL COMPONENT POLYMER GEAR PUMP

Simple to use, easy to maintain, efficient joint fill pump. Single chain gear drive keeps the pumping ratio consistent. Semi-transparent tanks allow the user to monitor fluid levels.

**Part Number: SX20100**



# POLYUREA PUMPS

## DUAL COMPONENT PUMP ACCESSORIES

### TANK WARMERS (SET OF 2)



Specifications	
Part Number	Description
SX20017	5 Gallon Pail Warming Heater Wrap

### 6.5 GALLON TANK



Specifications	
Part Number	Description
SX20005 - 5POLYOL	6.5 Gallon Resin Tank
SX20005- 5ISO	6.5 Gallon Hardener Tank

### STATIC MIXER NUT



Specifications	
Part Number	Description
SX20111	Static Mixer Retaining Nut

### 2:1 RATIO KIT



Specifications	
Part Number	Description
SX21000	2:1 Ratio Kit for the Dual Component Pump
SX21300	2:1 Ratio Kit for the One Man Pump

### REPLACEMENT PUMP

NEW



Specifications	
Part Number	Description
SX20205	Replacement Fluid Pump

### HOSE WITH FITTINGS



Specifications	
Part Number	Description
SX20410	Steel Braided Hose

### FLOOR SCRAPER



Specifications	
Part Number	Description
CTHD-S0305ERG	5" Floor Scraper with 5' Ergonomic Handle

### TANK KIT



Specifications	
Part Number	Description
SX20065	6.5 Gallon Tank Kit
*Includes: (2) Tanks, (2) Lids, Support Cables and Debris Screens	

### STATIC MIXER



Specifications	
Part Number	Description
SX20010-20	Pack of 20 Static Mixers
SX20010-100	Pack of 100 Static Mixers

### STATIC MIXER CAP



Specifications	
Part Number	Description
SX20012	Manifold Night Cap

### PUMP SEAL KIT



Specifications	
Part Number	Description
SX20201-1	Pump Seal Kit

### MANIFOLD KIT



Specifications	
Part Number	Description
SX20116	Dispensing Manifold Kit

### POWER INVERTER



Specifications	
Part Number	Description
SX20023	1200W Pure Sine Wave Power Inverter

### SCRAPER BLADE



Specifications	
Part Number	Description
CTHDS-03BL50	Pack of 50 5" Scraper Blades
CTHDS-03BL100	Pack of 100 5" Scraper Blades



# DIAMOND BLADES & TOOLING

## CUP & ZEC WHEELS



### TIGERTOOTH® DIAMOND GRIT BLADES

Removes polyurea without loading up. The blade is designed with oversized diamond grit and patented step segments for longer life.  
Can be used wet or dry.

Applications: Polyurea, Polyurethane, Epoxy

**USAGE: JOINT CLEAN-OUT SAWS, HAND-HELD SAWS**

Size	Part No.	Description
4"	APB04080	4x.080x7/8-5/8
4.5"	APB45080	4.5x.080x7/8
7"	APB07090D	7x.095x7/8-5/8
	APB07125D	7x.125x7/8-5/8
8"	APB08187UA	8X.187X7/8-5/8
	APB08095D	8x.095x7/8-U/A
	APB08125D	8x.125x7/8-5/8
	APB08095E	8x.095x1-7/8 w/DPH
	APB08125E	8x.125x1 w/DPH
10"	APB10095E	10x.095x1 w/DPH

## DRY CUT DIAMOND BLADES



- High diamond concentration for general joint clean-out and crack chasing applications.
- Laser welded segments for durability.
- May be used wet or dry.



### Blade Width Guide

	.080"
	.090"
	.095"
	.100"
	.110"
	.125"
	.187"
	.250"
	.375"
	.500"

Most Popular Blades Shown Below. Many other sizes are available. Please call for more information.

Size	Part No.	Description
4"	DCB04080SB	4x.080x7mmx7/8-5/8 Standard Concrete Blade
	DCB04250PB	4x.250x7/8 Prem Tuck Point Blade - Med Bond
	DCB04375PB	4x.375x7/8 Prem Tuck Point Blade - Med Bond
	DCB04500SB	4x.500x7/8 Standard Tuck Point Blade
4.5"	DCB045080SB	4.5x.080x7/8-5/8 Standard Concrete Blade
	DCB045125UB	4.5x.125x7/8 Supreme Concrete Blade
	DCB045250PB	4.5x.250x7/8-5/8 Prem Tuck Point Blade
	DCB045375PB	4.5x.375x7/8 Prem Concrete Blade
5"	DCB05250UB	5x.250x7/8 Supreme Concrete Blade
7"	DCB07095UB-UA	7x.095xU/A Supreme Concrete Blade
	DCB07125UB-UA	7x.125xU/A Supreme Concrete Blade
	DCB07250PB	7x.250x7/8 Prem Dry Concrete Blade
	DCB07375PB	7x.375x7/8 Prem Dry Concrete Blade
	DCB07500PB	7x.500x7/8 Prem Dry Concrete Blade

Size	Part No.	Description
8"	DCB08095UB	8x.095x7/8-5/8 Supreme Dry Concrete Blade
	DCB08125UB	8x.125x7/8-5/8 Supreme Dry Concrete Blade
	DCB08187UB-JS	8x.187x1-7/8 Supreme Concrete Blade w/DPH*
	DCB08250PB	8x.250x7/8 Prem Dry Concrete Blade
	DCB08375PB	8x.375x7/8 Prem Dry Concrete Blade
	DCB08500PB-JS	8x.500x1Prem Dry Concrete Blade w/DPH*
10"	DCB10095UB-JS	10x.095x1-7/8 Supreme Dry Cut Concrete Blade w/ DPH*
	DCB10110UB-JS	10x.110x1-7/8 Supreme Dry Cut Concrete Blade w/DPH*
	DCB10125UB-JS	10x.125x1-7/8 Supreme Dry Cut Concrete Blade w/DPH*
	DCB10187UB-JS	10x.187x1-7/8 Supreme Dry Cut Concrete Blade w/DPH*
	DCB10250UB-JS	10x.250x1 Supreme Concrete Blade w/DPH*
	DCB10375UB-JS	10x.375x1 Supreme Concrete Blade w/DPH*

\* DPH - Drive Pin Hole

- Most blades available in Standard, Premium, and Supreme grades
- Hard and soft bonds are also available.  
\*Call for more information.

# DIAMOND BLADES & TOOLING

## CUP & ZEC WHEELS

### CRACK CHASING & "V" BLADES

The "V" Blades are a high diamond concentration for general joint clean-out and crack chasing applications. Designed with a laser welded segments allow for durability. May be used wet or dry.

Applications: Concrete, Grout, Mortar

**USAGE: JOINT CLEAN-OUT SAWS, HAND-HELD SAWS, CC-100**



Size	Part No.	Description
<b>.250 "V" Shaped Segments</b>		
<b>4"</b>	VCB04250PS	4x.250x7/8-5/8
<b>4.5"</b>	VCB045250PS	4.5x.250x7/8-5/8
<b>5"</b>	VCB05250PS	5x.250x7/8-5/8
<b>.375 "V" Shaped Segments</b>		
<b>4"</b>	VCB04375PB	4x.375x7/8-5/8
<b>4.5"</b>	VCB045375PB	4.5x.375x7/8-5/8
<b>5"</b>	VCB05375PB	5x.375x7/8-5/8

<b>Designed for the CC-100 Crack Chaser</b>		
Size	Part No.	Description
<b>Rectangular Segments w/DPH &amp; Kicker Segments</b>		
<b>6"</b>	DCB06250PB-CC	6x.250x5/8
	DCB06375PB-CC	6x.375x5/8
	DCB06500PB-CC	6x.500x5/8
<b>"V" Shaped Segments w/DPH &amp; Kicker Segments</b>		
<b>6"</b>	VCB06250PB-CC	6x.250x5/8
	VCB06375PB-CC	6x.375x5/8
	VCB06500PB-CC	6x.500x5/8

### SANDWICH TUC-POINT BLADES

Sandwich Tuc-Point blades for tuc-pointing or cleaning and widening joints.



Size	Part No.	Description
<b>Premium</b>		
<b>4"</b>	TSS042539P40D	4x.250x7/8 Premium
	TSS043739P40D	4x.375x7/8 Premium
<b>4.5"</b>	TSS452539P40D	4.5x.250x7/8 Premium
	TSS453739P40D	4.5x.375x7/8 Premium
<b>5"</b>	TSS052539P40D	5x.250x7/8 Premium
	TSS053739P40D	5x.375x7/8 Premium
<b>6"</b>	TSS062539P40D	6x.250x7/8 Premium
<b>7"</b>	TSS072539P40D	7x.250x7/8 Premium
	TSS073739P40D	7x.375x7/8 Premium

# DIAMOND BLADES & TOOLING

## CUP & ZEC WHEELS

### TURBO CUP WHEELS

Turbo Cup Wheels are constructed with an angled segment allowing to stabilize the wheel to help eliminate gouging.

Applications: Planing down high spots, thin coatings removal

Choose fewer segments for more aggressive grinding.



Turbo Cup Wheels		
Size	Part No.	Description
4"	CW4TR8PDB	4x7/8-5/8 8 Segment Std
	CW4TR16SDN	4x7/8 16 Segment Std
4.5"	CW4TR16SDN	4x7/8 16 Segment Std
	CW45TR10PDS	4.5x7/8-5/8 10 Segment Prem
	CW45TR18SDN	4.5x7/8-5/8 18 Segment Std
	CW45TR18PDS	4.5x7/8-5/8 18 Segment Prem
7"	CW7TR12SDN	7x7/8-5/8 12 Segment Std
	CW7TR12PDS	7x7/8-5/8 12 Segment Prem
	CW7TR24SDN	7x7/8-5/8 24 Segment Std
	CW7TR24PDS	7x7/8-5/8 24 Segment Prem



7" SWAT Cup Wheels - *18 Grit		
Size	Part No.	Description
7"	CW7SW33DS	3+3 most aggressive
	CW7SW63DS	6+3 aggressive; longer life than 3+3
	CW7SW99DS	9+9 longest life

### BI-TURBO CUP WHEELS



The long segments help eliminate gouging and cover more surface to increase production. For a more aggressive grinding, select a wheel with fewer segments. For a longer life, choose a wheel with more segments.

Applications: Planing down high spots, thin coatings removal



Bi- Turbo Cup Wheel		
Size	Part No.	Description
4.5"	CW45TN14PDS	4.5x7/8 14 Seg #18 Grit
5"	CW5BT9918SDN	5x7/8 18 Seg #16/20 Grit
	CW5BT99120SDN	5x7/8 18 Seg #120/140 Grit
7"	CW7TN3SDN	7x7/8 3 Seg #16/20 Grit
	CW7TN6SDN	7x7/8 6 Seg #16/20 Grit
	CW7TN9SDN	7x7/8 9 Seg #16/20 Grit
	CW7BT9918DN	7x7/8 18 Seg #16/20 Grit
	CW7BT9960DN	7x7/8 18 Seg #60/80 Grit
	CW7BT99120SDN	7x7/8 18 Seg #120/140 Grit



# DIAMOND BLADES & TOOLING

## CUP & ZEC WHEELS

### ARROW SEGMENT CUP WHEELS



The angle of the arrow-shaped segment allows the wheel to scrape and grind at the same time.

Arrow Segment Cup Wheels		
Size	Part No.	Description
5"	CW5AR6PDS	5x7/8 6 Segment
	CW5AR6PTS	5x5/8-11 6 Segment
7"	CW7AR10PDS	7x7/8 10 Segment
	CW7AR10PTS	7x5/8-11 10 Segment

### PCD CUP WHEELS



The U.S.SAWS Gold Series of PCD's have small sharp segments that are made to rip through multiple layers of coatings and shred urethane deck coatings. The small sharp segments are extremely effective when removing waterproofing coatings that have elasticity.

PCD Cup Wheels		
Size	Part No.	Description
5"	CW5PCD4DN	5" 4 Quarter Round Segment PCD Wheel
	CW5PCD6R	5" 6 Quarter Round Segment PCD Wheel
	CW5PCD12S	5" 12 Sharp Segment, Double Row PCD Wheel
7"	CW7PCD6R	7" 6 Quarter Round Segment PCD Wheel
	CW7PCD8DN	7" 8 Quarter Round Segment, Double Row PCD Wheel
	CW7PCD24S	7" 24 Sharp Segment, Double Row PCD Wheel



The U.S.SAWS Blue Series of PCD's have a quarter round segment that is effective in removing coatings and adhesives and leaving minimal surface damage. The rounded segment effectively scrapes away material but is not designed to grind into the concrete substrate. Best for use on carpet adhesive.

### T-SEGMENT CUP WHEELS



The T-Segment cup wheel is a perfect wheel for aggressive grinding and provides a good life span.

Applications: Planing down high spots and removal of thin coatings

\*Not recommended for curing compounds or before thin mill coating application or polishing.

T-Segment Cup Wheels		
Size	Part No.	Description
4"	CW4TS8PDS	4x7/8-5/8 Prem Segment
	CW4TS8PTS	4x5/8-11 Prem Segment
4.5"	CW45TS9PDS	4.5x7/8-5/8 Prem Segment
	CW45TS9PTS	4.5x5/8-11 Prem Segment Threaded
5"	CW5TS10PDS	5x7/8-5/8 Prem T-Seg Segment
	CW5TS10PTS	5x5/8-11 Prem Segment Threaded
6"	CW6TS12PDS	6x7/8-5/8 Prem Segment
	CW6TS12PTS	6x5/8-11 Prem Segment Threaded
7"	CW7TS14PDS	7x7/8-5/8 Prem Segment
	CW7TS14PTS	7x5/8-11 Prem Segment Threaded

# DIAMOND BLADES & TOOLING

## CUP & ZEC WHEELS

### FAST CHANGE DIAMOND TOOLING

The Fast Change Diamond Tooling increases production by reducing downtime due to changing out diamond tooling. Plates are available for the VSG-10 and many other makes/models of planetary machines. Available Bonds: Soft, Medium & Hard



**Fast Change Plate System**  
Plates available for many makes/  
models of planetary machines.  
Call for availability.



Part No.	Grit
Single Segment	
SWN1R6FC	# 6
SWN1R18FC	# 18
SWN1R30FC	# 30/40
SWN1R60FC	# 60/80
SWN1R120FC	# 120/150

Part No.	Grit
Double Segment	
DWN2R6FC	# 6
DWN2R18FC	# 16/20
DWN2R30FC	# 30/40
DWN2R60FC	# 60/80
DWN2R120FC	# 120/150

Direction	Part No.
PCD with Sweeper Segment	
Right	PWNQRRWFC
Left	PWNQRLWFC

Direction	Part No.
Standard PCD	
Right	PWNQRRFC
Left	PWNQRLFC

### TRAPEZOIDS/BOLT-ON TOOLS



**Single & Double Segment Premium Wings**  
Used for cleaning, smoothing & coating removal  
Single segments are better for lighter weight  
planetary & trapezoid machines.

Double segments are better for heavier weight  
planetary & trapezoid machines.

Available in soft, medium, and hard bonds.



**PCD (Polycrystalline Diamond) Wings**  
Used for thick coatings, epoxy, glue, resin & other  
membrane removal.

Provide aggressive removal.



Part No.	Grit
Single Segment	
SWN1R6	#6
SWN1R18	#16/20
SWN1R30	#30/40
SWN1R60	#60/80
SWN1R120	#120/150

Part No.	Grit
Double Segment	
DWN2R6	#6
DWN2R18	#16/20
DWN2R30	#30/40
DWN2R60	#60/80
DWN2R120	#120/140

Part No.	Description
DWN2G18	#16/20 Grit Soft Bond
DWN2G30	#30/40 Grit Soft Bond
DWN2G60	#60/80 Grit Soft Bond
DWN2G120	#120/140 Grit Soft Bond
DWN2R18	#16/20 Grit Medium Bond
DWN2R30	#30/40 Grit Medium Bond
DWN2R60	#60/80 Grit Medium Bond
DWN2R120	#120/140 Grit Medium Bond
DWN2B18	#16/20 Grit Hard Bond
DWN2B30	#30/40 Grit Hard Bond
DWN2B60	#60/80 Grit Hard Bond
DWN2B120	#120/140 Grit Hard Bond
Part No.	Description
PWNQRR	2 Quarter Round RH
PWNQRL	2 Quarter Round LH

# DIAMOND BLADES & TOOLING

## CUP & ZEC WHEELS

### DIAMOND GRINDING PLATE



#### 10" Diamond Arrow Segmented Grinding Plates

Used for thick coatings, epoxy, glue, resin & other membrane removals.

The angle of the arrow-shaped segment allows the segment to scrape and grind at the same time. The design enables segments to burrow underneath coatings and adhesives.

Part No.	Description
ARN1010P20F	10x5/8, 10 Segs w/4 Bolt Holes
ARN1020P20F	10x5/8, 20 Segs w/4 Bolt Holes



#### 10" Segmented Grinding Plates

Used for cleaning, smoothing & coating removal and designed for 10" high-speed grinders.

Select fewer segments for more aggressive grinding; more segments for longer life. 10 or 20 segments grinding plate with 4 bolt holes

Part No.	Description
FGN1010P20F	10" 10 Seg Floor Grinding Wheel
FGN1020P20F	10" 20 Seg Floor Grinding Wheel

### EASY EDGE



Easy Edge is a revolutionary design that improves edge work quality while reducing the scratches and gouging that metal bond cup wheels can cause. The Easy Edge™ system will eliminate metal bond cup wheels on most concrete polishing projects. Easy Edge is fast, lightweight, and easy to use, resulting in a superior edge; it works well on hard, medium, and soft concrete. Dry or wet.

Part No.	Description
CW5EZ30PT	5" #30 Grit
CW5EZ50PT	5" #50 Grit
CW5EZ270PT	5" #270 Grit
Part No.	Description
CW7EZ30PT	7" #30 Grit
CW7EZ50PT	7" #50 Grit
CW7EZ100PT	7" #100 Grit
CW7EZ270PT	7" #270 Grit
CW7EZ400PT	7" #400 Grit

### RESIN PADS



#### Thin Resin Pads

3" thin, velcro resin pads

They can be used for wet or dry polishing of concrete applications. Best suited for wet grinding of concrete, terrazzo, and calcareous stone when durability and wear rates are a concern.

Part No.	Description
PPT030050	3" #50 Grit
PPT030100	3" #100 Grit
PPT030200	3" #200 Grit
Part No.	Description
PPT030400	#400 Grit
PPT030800	#800 Grit
PPT031500	#1500 Grit



#### Resin Pads

3" thick, velcro resin pads

They are a premium quality polishing pad for delivering exceptional gloss and clarity. They are strictly for dry polishing of concrete and cement-based terrazzo floors.

Part No.	Description
VPN0350	3" #50 Grit
VPN03100	3" #100 Grit
VPN03200	3" #200 Grit
Part No.	Description
VPN03400	3" #400 Grit
VPN03800	3" #800 Grit
VPN031500	3" #1500 Grit



# DIAMOND BLADES & TOOLING

## CUP & ZEC WHEELS



### CONCRETE POLISHING PADS (STANDARD)

\*Require backing pad (sold separately)

Start with lower-numbered (coarser) grit and progress to higher numbered grit

**Part Number (5" Package):** PPN5GPACK

**Part Number (7" Package):** PPN7GPACK

(Includes one of: #50, #100, #200, #400, #800, #1500, and #3000)

**Part Number (5" Backing Pad):** PPN5BP

**Part Number (7" Backing Pad):** PPN7BP



Concrete Polishing Pads		
Grit	5" Part No.	7" Part No.
#50	PPN5G0050	PPN7G0050
#100	PPN5G0100	PPN7G0100
#200	PPN5G0200	PPN7G0200
#400	PPN5G0400	PPN7G0400
#800	PPN5G0800	PPN7G0800
#1500	PPN5G1500	PPN7G1500
#3000	PPN5G3000	PPN5G3000



### CONCRETE POLISHING PADS (HONEYCOMB)

\*Require backing pad (sold separately)

Start with lower-numbered (coarser) grit and progress to higher numbered grit

**Part Number (5" Package):** PHN05PACK

**Part Number (7" Package):** PHN07PACK

(Includes one of: #50, #100, #200, #400, #800, #1500, and #3000)

**Part Number (5" Backing Pad):** PPN5BP

**Part Number (7" Backing Pad):** PPN7BP



Honeycomb Polishing Pads		
Grit	5" Part No.	7" Part No.
#50	PHN050050	PHN070050
#100	PHN050100	PHN070100
#200	PHN050200	PHN070200
#400	PHN050400	PHN070400
#800	PHN050800	PHN070800
#1500	PHN051500	PHN071500
#3000	PHN053000	PHN073000

# DIAMOND BLADES & TOOLING

## CUP & ZEC WHEELS



**#12 GRIT**



**#16 GRIT**



**#24 GRIT**



**#36 GRIT**



### ZEC® SILICON CARBIDE DISC (THE ORIGINAL)

Best for removal of mastics, soft coatings, urethanes, epoxies, carpet glue, or paint. Spiral design and air holes allow the disc to run cooler, preventing loading.

Several grits for different coating removal applications

No backing pad required

Sold in packages of 5

Part No.	Description
ZEC4512L	4.5" #12 Grit
ZEC4516L	4.5" #16 Grit
ZEC4524L	4.5" #24 Grit
ZEC4536L	4.5" #36 Grit
ZEC4550L	4.5" #50 Grit
ZEC4560L	4.5" #60 Grit
ZEC4580L	4.5" #80 Grit
ZEC45120L	4.5" #120 Grit
ZEC712L	7" #12 Grit
ZEC716L	7" #16 Grit
ZEC724L	7" #24 Grit
ZEC736L	7" #36 Grit



### SILICON CARBIDE DISC (NON-BRANDED)

Best for coatings removal of mastics, soft coatings, urethanes, epoxies, carpet glue, or paint

No backing pad required

Sold in packages of 5

Part No.	Description
05-20749	4.5" #8 Grit
05-20750	4.5" #16 Grit
05-20705	7" #8 Grit
05-20700	7" #16 Grit



**EPOXY**



**GLUE/MASTIC**



**PAINT**

# ABOUT U.S.SAWS

U.S.SAWS' Surface Preparation division manufactures specialty equipment for the industrial flooring, concrete repair, and concrete polishing industries. Former owners of Sawtec®, U.S.SAWS' principals each have over 30 years of experience in the concrete repair industry and are very knowledgeable about Sawtec® products. They are dedicated to improving contractors' brand loyalty through innovative product enhancement and personal customer service.

U.S.SAWS' professional-grade surface preparation equipment line includes dust-free tools and accessories for grinding, cleaning, and polishing concrete, cutting and widening joints, and other joint clean-out applications and crack chasing equipment. The products are designed for the professional contractor who focuses on concrete repair and surface preparation where time and dust control are critical.

U.S.SAWS offers a "Satisfaction Guaranteed" policy on all products sold, "Quality, No Excuses!"

## LIMITED EQUIPMENT WARRANTY

U.S.SAWS warrants each new unit to be free from defects in material and workmanship for one year from the date of factory shipment.

This warranty does not obligate U.S.SAWS to bear any transportation charges or personnel time connected with the replacement or repair of defective parts. This warranty does not obligate U.S.SAWS to incur any expense for travel time or personnel associated with service calls.

Accessories or equipment furnished and installed on the product by U.S.SAWS but manufactured by others shall carry the accessory manufacturer's warranty.

U.S.SAWS will not, in any event, be liable to the user for any consequential damages arising out of the sale for the loss of use, loss of profits or revenue, interest, lost goodwill, or work stoppage.

## RETURN / CLAIM POLICY

1. Return of merchandise for credit or exchange must be done within 90 days of receipt. Authorized U.S.SAWS factory personnel must approve all returns, at which time an RA# (Return Authorization) will be issued. A copy of the RA will then be faxed to the customer to use as a packing list and describe any defects.
2. Obsolete parts or special orders will not be accepted for return.
3. The package **MUST** include a copy of the RA. Merchandise shall be returned freight prepaid unless approved otherwise. All returns **NOT** accompanied by an RA# will be refused.
4. Upon arrival, all items will be evaluated for credit. If an item is deemed defective, a credit will be issued toward any replacement order.
5. Each return will be subject to a 15% restocking charge.
6. Any claims of shortage, damage, defects or wrong items must be submitted to U.S.SAWS within 30 days of receipt.
7. Electric motors and gas engines are covered under the manufacturer's warranty. These items should be sent to their respective service centers for inspection, repair or replacement when deemed necessary.
8. The customer must submit a claim to the carrier when items are received damaged.

## ALL ORDERS SHIPPED IN THE U.S. OR CANADA

1. All prices quoted are F.O.B. origin.
2. All prices are subject to change without notice.
3. Discounts are not allowed on tax, freight or labor. Accounts not paid within 30 days are subject to 1.5% per month service charge (18% annual percentage rate).
4. U.S.SAWS reserves the right to bid and sell direct to the U.S. Government.
5. U.S.SAWS reserves the right to modify, alter and improve any part or parts without incurring any obligation to replace any part or parts, previously sold with such modified, altered or improved part or parts.
6. \$25.00 minimum net order for parts and accessories.



# **U.S.SAWS™**

**BUILT FOR PROFESSIONALS**

**3702 West Central Avenue  
Santa Ana, CA 92704  
Phone 714-434-7297  
Fax 714-434-7299**

**8004-B E. Broadway Avenue  
Tampa, FL 33619  
Phone 813-621-8015  
Fax 813-621-7125**

**877.817.6687**  
**[www.ussaws.com](http://www.ussaws.com)**