

U.S. SAWS™

BUILT FOR PROFESSIONALS

SURFACE PREP EQUIPMENT



877-817-6687 | www.USSAWS.com



www.USSAWS.com

U.S.SAWS offers a professional range of surface preparation equipment featuring dust-free tools for cutting and widening joints, grinding and polishing concrete, decorative concrete cutting, and dust collection vacuums. Available accessories include dust shrouds for existing tools, along with a complete line of diamond blades, cup wheels, polishing pads, and resins for cutting, grinding, and polishing concrete on both hand-held and walk-behind equipment.

U.S.SAWS surface preparation products are designed for professional contractors focusing on concrete repair and surface preparation where time and dust control are critical.

QUALITY

We manufacture our products in America with superior quality standards. Every day, we are pursuing an elevated state of excellence.

INTEGRITY

We are deeply rooted in the industries we serve. There is no fine print. We are transparent, honest and ethical with our customers and each other.

INNOVATION

For over 30 years, we have consistently developed new and unique products to optimize job sites by making them safer and more productive.

CUSTOMER FOCUSED

We are dedicated to supporting our customers, attentively listening to their needs, and providing valuable education.

U.S.SAWS™

BUILT FOR PROFESSIONALS

877.817.6687 | www.USSAWS.com | sales@ussaws.com

TABLE OF CONTENTS

CONCRETE GRINDERS, POLISHING & DUST SHROUDS	PAGES 4 - 7
TC-7 Stand-Up Edger	4
7" & 5" Hand-Held Grinder Packages	5
7" & 5" Dust Shrouds & Accessories	6
5" & 7" Polishing Packages, Shrouds & Accessories	7
JOINT CLEAN-OUT SAWS	PAGES 8 - 13
Mark-IV Dust Buggy	8
JS-131 Gas Powered Saw	9
JS-160P Propane Powered Saw	10
MC-60 Milling Machine	11
MC-800 Propane "Joint Hog" Milling Machine	12
MC-1000 Propane Milling Machine	13
CRACK CHASING SAWS	PAGE 14
CC-100 & Hand-Held Crack Chaser	14
JOINT FILL PUMPS	PAGES 15 - 17
One Man Polymer Pump	15
Dual Component Polymer Pump	16
Ultra Vac 1250 - HEPA	17
INDUSTRIAL DUST COLLECTION VACUUMS	PAGES 18 - 21
Ultra Vac 1250 - Gas	18
Ultra Vac 1250 - Propane	19
Ultra Vac 1250 - HEPA	20
Dust Collection Accessories	21
DIAMOND BLADES & CUP WHEELS	PAGES 22 - 26
Tiger Tooth & Dry Cut Diamond Blades	22
Crack Chasing & Tuc-Point Blades	23
Cup Wheels	24 - 26

STAND-UP GRINDER

TC-7 STAND-UP EDGER



The U.S.SAWS TC-7 Stand-Up Edger is designed to give the operator the feel of a hand-held grinder while maintaining a comfortable upright position. A rear control lever allows the operator to adjust the grinder pitch, while the front handle allows side-to-side movement for complete control and the ability to feel the contours of the surface being ground.

The TC-7 is powered by a Metabo 24-230 15 AMP grinder. The unit comes complete with U.S.SAWS G2 Dust Shroud 7" 24 Segment Turbo Cup Wheel INCLUDED—optional Variable Speed Control for polishing available.

SCAN FOR MORE
INFORMATION ON THE TC-7



TC-7 SPECIFICATIONS

Part Number	SX67000
Power Source	Metabo 24- 230 15 AMP 6600 RPM
Includes	Metabo 24-230, 7" 24 Segment Turbo Cup Wheel, Dust Shroud and Wheel Guard
Power Requirements	115V, 15AMP
Grinding Wheels Used	7" Diamond Cup Wheels, PCDs, ZEC Wheels, EZ Edge Ceramic Wheels, Polishing Pads
Weight	50 lb

TC-7 POLISHING PACKAGE SPECIFICATIONS

Part Number	SX67000-PKG
Power Source	Metabo 24- 230 15 AMP 6600 RPM
Includes	Metabo 24-230, Dust Shroud, Variable Speed Control and Polishing Tooling Kit
Power Requirements	115V, 15AMP
Weight	49 lb


TC-7 POLISHING PACKAGE ADD-ONS



VARIABLE SPEED CONTROL BOX

Add to the TC-7 to make it a variable speed polisher!

PART NO. SX67099



POLISHING SET

Includes: 7" 18 Segment Bi-Turbo Cup Wheel, 7" Steel Backing Pad, 7" set of Honeycomb resin pads #50 - #3000, and E&F Nuts

PART NO. SX-TC7 Polishing Set



HAND-HELD GRINDERS

7" GRINDER PACKAGES



7" PRO GRINDER | (2) 12 SEG TURBO CUP WHEELS

Includes: Metabo W24-230 grinder, U.S.SAWS 7" Generation 2 convertible dust shroud, 7" loop handle, allen wrench and (2) 7" 12 segment turbo cup wheels

PART NO.	POWER
SX60006PPG2	15 AMP, 6,600 RPM

*See page 26 for part number- CW7TR12SLTB included in the description



7" PREMIUM GRINDER | 24 SEG TURBO CUP WHEEL

Includes: Metabo W24-230 grinder, U.S.SAWS 7" Generation 2 convertible dust shroud, 7" loop handle, adapter nuts, spanner wrench, allen wrench and 7" 24 segment cup wheel

PART NO.	POWER
SX60006CG2	15 AMP, 6,600 RPM

*See page 25 for part number- CW7TR24SDB included in the description



7" PRO GRINDER | 10 SEG ARROW CUP WHEEL

Includes: Metabo W24-230 grinder, U.S.SAWS 7" Generation 2 convertible dust shroud, 7" loop handle and 7" 10 segment arrow cup wheel

PART NO.	POWER
SX60006ARG2	15 AMP, 6,600 RPM

*See page 24 for part number- CW7AR10PTS included in the description



7" PRO GRINDER | 12 SEG TURBO CUP WHEEL

Metabo W24-230 Grinder, U.S.SAWS G2 Polyurethane Clamp on convertible dust shroud, 7" 12 Segment turbo cup wheel with long threaded arbor

PART NO.	POWER
SX60007EP	15 AMP, 6,600 RPM

*See page 26 for part number- CW7TR12SLTB included in the description

5" GRINDER PACKAGES



5" PRO GRINDER PACKAGE

Includes: Metabo WEV15-125 Quick HT grinder, 5" convertible hub dust shroud and 4.5" 9 segment turbo cup wheel

PART NO.	POWER
SX65000EC	13.5 AMP, 2,800-9,600 RPM

*See page 25 for part number- CW45TR9PTB included in the description



5" PREMIUM GRINDER PACKAGE

Includes: Metabo WEV15-125 QUICK HT grinder, 5" dust shroud, loop handle, 4.5" 10 segment cup wheel, adapter nuts, spanner wrench, and allen wrench

PART NO.	POWER
SX65000C	13.5 AMP, 2,800-9,600 RPM

*See page 26 for part number- CW45TR9SDB included in the description

DUST SHROUDS & ACCESSORIES

7" & 5" DUST SHROUDS



7" PRO DUST SHROUD

This kit includes a convertible shroud and mounting hardware. U.S.SAWS' 7" G2 shrouds feature dual-density polyurethane with a molded steel band for added durability and long life.

PART NO.	DESCRIPTION
SX60115-G2	Designed to fit 7" and 9" Metabo grinders including but not limited to W24-230, W24-180
SX60147-G2	Designed to fit most Dewalt grinders
SX60185-G2	Designed to fit most Makita grinders including GA7021, GA9021
SX60135-G2	Designed to fit most Bosch/Hilti grinders including Bosch 1873, 1893, 1853 or Hilti DC700-S, DCG700-P



5" PRO DUST SHROUD

This dust shroud is built from durable polyurethane and comes with a convertible design and all necessary mounting hardware. Its front edge flips up or down, letting operators grind cleanly and efficiently right up to walls.

PART NO.	DESCRIPTION
SX65215-AU	Designed to fit 5" Metabo WE14-125 PLUS
SX65248-AU	Designed to fit 5" DeWalt 28402/ Makita 9557



7" UNIVERSAL DUST SHROUD

Kit includes a 7" convertible dust shroud, three adapter rings, and a collar clamp for easy mounting and compatibility with various grinders.

PART NO.	DESCRIPTION
SX65807U	Designed to fit 7" & 9" grinders manufactured by: Bosch, DeWalt, Hitachi, Makita, Metabo, or Milwaukee



7" HUB DUST SHROUD

Kit includes a durable polyurethane convertible edging-style shroud with steel reinforcements and a heavy-duty T-bolt clamp that securely locks the shroud to the grinder.

PART NO.	DESCRIPTION
SX65807M	Designed to fit Metabo 7" & 9" Grinders



5" HUB DUST SHROUD

Includes a durable polyurethane convertible-style dust shroud and a secure hose clamp for a reliable fit and long-lasting performance.

PART NO.	DESCRIPTION
SX65852H	Designed to fit 4.5" & 5" Metabo grinders

GRINDER ACCESSORIES



7" LOOP HANDLE ASSEMBLY

Fits on a variety of grinders and provides increased operator comfort

PART NO.	DESCRIPTION
SX73907	Includes: loop handle with rubber grip, bolts, and lock washers



5" LOOP HANDLE ASSEMBLY

Fits on a variety of grinders and provides increased operator comfort.

PART NO.	DESCRIPTION
SX53900	Includes: loop handle with rubber grip, bolts, and lock washers

CUP WHEEL MOUNTING NUTS



PART NO.	DESCRIPTION
05-69003	Short - 4.5" Zec
05-69001	Short with 2 Spacers
05-69006	Medium with 1 Spacer
05-69004	Long - 7" Zec
SX50502	B-CV & C1 Set
SX50503	E & F Set



CUP WHEEL SPACER KIT

Consists of (6) different sized spacers that fit over the shaft of a 5/8-11 grinder

PART NO.	DESCRIPTION
05-6900K	(6) different sized spacers

CONCRETE POLISHING

5" & 7" POLISHING KITS



5" PRO POLISHING ASSEMBLY

Includes: Metabo PE15-30 variable speed polisher 13 AMP, 800 to 3,000 RPM, 5" convertible dust shroud, 5" loop handle, and 5" flexible backing pad (part number: PPB5BP)

PART NO.	POWER
SX65005CP	13 AMP, 800 - 3,000 RPM



7" MAKITA POLISHER

Includes: 7" Makita Concrete Polishing Package comes equipped with a 7" Makita 9227C Polisher, 7" convertible dust shroud, 7" loop handle, and 7" flexible backing pad

PART NO.	POWER
SX-MAKITA 7 Polisher	10 AMP, 3,200 RPM

POLISHING SHROUD KITS



5" METABO SHROUD KIT

Includes: convertible style dust shroud, adapter ring, and 5" backing pad

PART NO.	DESCRIPTION
SX65218	Designed for the 5" Metabo PE15-30



7" MAKITA SHROUD KIT

Includes: convertible style dust shroud and adapter ring

PART NO.	DESCRIPTION
SX60187-AU	Designed for the 7" Makita 9227

POLISHING PADS



STANDARD CONCRETE POLISHING PAD PACKS

Set requires a backing pad, which is sold separately
Includes Grits: #50, #100, #200, #400, #800, #1500, #3000

PART NO.	DESCRIPTION
PPN5GPACK	5" concrete polishing pads
PPN7GPACK	7" concrete polishing pads

HONEYCOMB CONCRETE POLISHING PAD PACKS

Set requires a backing pad, which is sold separately
Includes Grits: #50, #100, #200, #400, #800, #1500, #3000

PART NO.	DESCRIPTION
PHN05PACK	5" honeycomb polishing pads
PHN07PACK	7" honeycomb polishing pads



JOINT CLEAN-OUT SAWS

MARK-IV & MARK IV PRO | JOINT CLEAN-OUT SAW



The Joint Clean-out Saw line is a high-performance, high-precision saw designed to clean out control joints, remove the old joint filler, and make straight, accurate cuts in concrete up to 2" deep. A specially designed blade guard allows the operator to see the blade yet still covers 98% for excellent dust control and a high degree of accuracy. The handle and frame are designed for more stability and adjustable height that rotates to get closer to walls or racks.

When the Joint Clean-out Saw is paired with the Tiger Tooth Blades, this machine will remove polyurea joint filler.

FEATURES:

- Electric, portable joint clean-out saw ideal for joint clean-out, joint filler removal, decorative concrete, and concrete cutting
- Solid aluminum chassis provides a durable and stable machine to allow for straight, accurate cuts
- The vacuum port allows for dust-free operation
- Blade guard allows the operator to see the blade
- Adjustable blade depth with up to 2 cutting depth
- Powered by a Metabo W24-230 or W26-230 15 Amp grinder



MAGNETIC SWITCH



ADJUSTABLE DEPTH UP TO 2"



EQUIPPED WITH METABO

SCAN FOR MORE INFORMATION ON THE JOINT SAW



MARK-IV & MARK-IV PRO SPECIFICATIONS

Part Number & Grinder	SX13800 - Metabo W24-230
Part Number & Grinder	SX13790 - Metabo W26-230
Output Power	15 Amp Electric
Power Requirements	115V, 60Hz
Max RPM	6,600
Max Cutting Depth	2"
Blade Size	7" or 8" Dry Diamond, Tiger Tooth, Stellite
Blade Width	.090", .125", .250", .375"
Arbor Size	7/8"
Dust Collector Size	200 CFM+
Weight	51 lb

JOINT CLEAN-OUT SAWS

JS-131 GAS POWERED | JOINT CLEAN-OUT SAW



The JS-131 is a Joint Clean-out Saw/Mill designed to clean-out existing control joints to prepare for new joint fill application or remove failing or deteriorated existing joint fill material. This machine can be used to remove polyurea, epoxy, and polyurethane joint fill materials. This JS-131 has several key features to provide accuracy, high production rates, and a safe working environment.

The joint clean-out saw uses dry diamond blades and cuts to a maximum depth of 3". It features a secure screw-down depth control for added precision and a safety power source: a 13 HP Honda gas engine.

FEATURES:

- Gas walk-behind mill used for joint clean-out, concrete sawing, and trench cutting
- Up-cut blade rotation with a vacuum port on the front of the blade guard allows for easy and efficient dust collection
- This machine is designed to mill out dirt and debris from existing control joints before filling, or to remove existing joint fill material in need of replacement
- Production speed is greatly dependent upon job site conditions



ADJUSTABLE DEPTH



BLADE SPACERS



HONDA GAS ENGINE

SCAN FOR MORE
INFORMATION ON THE JS-131



JS-131 SPECIFICATIONS

Part Number	SX77131
Engine Brand/ Fuel Type	Honda GX 390/ Gasoline
Max RPM	5,850
Max Cutting Depth	3"
Blade Sizes	8" to 10" Dry Diamond
Max Width	Single Blade: .500" Multiple Blades: 1.5"
Minimum Blade Width	.095"
Blade Width	.095", .110", .125", .187", .250", .375", .500"
Arbor Size	1" with Drive Pin Hole
Dust Collector Size	350+ CFM
Weight	200 lb

JOINT CLEAN-OUT SAWS

JS-160P PROPANE POWERED | JOINT CLEAN-OUT SAW



The JS-160P is a Certified Propane Powered Joint Clean-out Saw/Mill designed to clean-out existing control joints to prepare for new joint fill applications or remove failing or deteriorated existing joint fill material. This machine can be used to remove polyurea, epoxy, and polyurethane joint fill materials. This machine is designed for large joint clean-out projects where a certified propane power source is preferred over gas or electric.

The 479cc Vanguard propane engine, powers the saw. It features an electric start, and the twin-cylinder design has reduced vibration.

FEATURES:

- Equipped with a CO monitor
- Up-cut blade rotation removes debris and material from the joint and ejects it up toward the vacuum port
- Versatile blade configurations provide solutions for joint clean-out and spalled joint restoration
- Redesigned belt drive system for easier maintenance and longer wear life
- Front and rear pointer guides for accuracy
- Screw jack depth adjustment and “quick lift” blade retraction



ADJUSTABLE DEPTH



CARBON MONOXIDE MONITOR



ELECTRIC START

SCAN FOR MORE INFORMATION ON THE JS-160P



JS-160P SPECIFICATIONS

Part Number	SX77160
Fuel Capacity / Engine Size/ Brand	14 lbs (3-4 hour run time), V-Twin 479CC, 16 HP Vanguard Propane Engine
Max RPM	5,850
Max Cutting Depth	3"
Blade Sizes	8" to 10" Dry Diamond
Minimum Blade Width	.095"
Blade Width	.095", .110", .125", .187", .250", .375", .500"
Max Width	Single Blade: .500" Multiple Blades: 1.5"
Arbor Size	1" with Drive Pin Hole
Dust Collector Size	350+ CFM
Weight	240 lb

JOINT CLEAN-OUT SAWS

MC-60 | MILLING/SAW MACHINE



The MC-60 is a concrete milling machine used for cutting out spalled joints and other applications where concrete needs to be removed. The milling machine is designed to cut a channel in one pass and can utilize a variety of blade and spacer combinations. The saw is equipped with a 15 amp Metabo W26-230 grinder and can effectively remove 1.5" wide by 1" deep up to 2 feet per minute.

This machine is designed with a heavy-duty steel frame and a unique wheel configuration to roll over existing cuts and joints.

FEATURES:

- Electric, portable milling machine used for cutting out spalled joints and other applications
- Forward-mounted handle to keep forward pressure on the blades
- Cuts out existing damaged joints up to 1.5" wide and 1" deep in a standing position
- Can run up to 2 feet per minute at 1.5" wide and 1" deep
- The design gives the user up to 8" of milling width (multiple passes) without destabilizing the machine



MAGNETIC SWITCH



MULTIPLE BLADE STACK



POWERED BY METABO

SCAN FOR MORE INFORMATION ON THE MC-60



MC-60 SPECIFICATIONS

Part Number	SX45100
Grinder	Metabo 26-230
Output Power	15 AMP
Power Requirements	115V, 60Hz
Max RPM	6,600
Max Cutting Depth	1"
Blade Size	6"
Max Width	Single Blades: .090" Multiple Blades: 1.5"
Arbor Size	7/8"
Dust Collector Size	200 CFM+
Weight	47 lb

JOINT CLEAN-OUT SAWS

MC-800 PROPANE “JOINT HOG” | MILLING MACHINE



The MC-800P “Joint Hog” is a milling saw designed to remove up to 4” in width and 1-3/4” in depth of concrete to repair spalled joints. It can also be used for grooving, cutting inlays, and to prep for permanent line striping in floors. This machine uses closely spaced diamond blades to cut away deteriorated concrete. It leaves a textured, clean surface that requires no additional chipping or cutting before repairing or filling.

The “up-cut” direction of the blades ejects the concrete millings upwards, where a specialized “vacuum plenum” blade guard will collect the debris and dust.

FEATURES:

- Powered by a “certified” Propane 16 HP Vanguard V-Twin engine
- Electric start with a CO monitor
- Frame is fully box welded of high-quality heavy gauge steel
- Polyurethane blade guard seals help contain dust
- Solid rear axle serves as the chassis’ lifting pivot point for a nearly indestructible platform
- Up-cut blade rotation removes debris and material from the joint



ADJUSTABLE DEPTH



ADJUSTABLE WIDTH



ELECTRIC START

SCAN FOR MORE
INFORMATION ON THE MC-800



MC-800 SPECIFICATIONS

Part Number	SX77160WC
Fuel Type	Propane
Engine/ Tank	16 HP Vanguard V-Twin Certified Propane - Electric Start , Vapor - 20 lb
Max RPM	5,850
Max Cutting Depth	1-3/4” (8” Blade) Fully Adjustable
Max Cutting Width	up to 4”
Arbor Size	1” with Drive Pin Hole
Blade Size	8”
Blade Width	.125 & .150
Dust Collector Size	400+ CFM is recommended
Weight	240 lb

JOINT CLEAN-OUT SAWS

MC-1000 PROPANE | MILLING MACHINE



The MC-1000 is a Certified Propane-Powered, self-propelled Joint Cleanout Saw/Mill designed to efficiently remove deteriorated or failing joint fill materials in preparation for new applications. Ideal for large-scale projects, this machine is capable of removing polyurea, epoxy, and polyurethane joint fillers with precision and speed.

The MC-1000 offers a reliable alternative to gas or electric options. The engine features an electric start and a twin-cylinder design that delivers high torque with reduced vibration, making it well-suited for demanding joint clean-out jobs where a certified propane power source is required.

FEATURES:

- Can hold up to 16 blades for a cutting width of 4"
- Equipped with a CO monitor
- Power is supplied by a 23 HP Briggs & Stratton Vanguard V-Twin certified propane engine,
- Up cut blade rotation removes debris and material from the joint and ejects it up towards the vacuum port
- Versatile blade configurations provide solutions for joint clean-out and spalled joint restoration
- Front and rear pointer guides for accuracy



HYDROSTATIC DRIVE



ADJUSTABLE WIDTH



23 HP BRIGGS

SCAN FOR MORE
INFORMATION ON THE MC-1000



MC-1000 SPECIFICATIONS

Part Number	SX78200
Fuel Type	Propane
Engine/ Tank	23 HP Briggs
Max RPM	5,500
Max Cutting Depth	3"
Max Cutting Width	4"
Arbor Size	1" with Drive Pin Hole
Blade Size	8" to 10"
Blade Width	.150 and standard options
Dust Collector Size	400+ CFM is recommended
Weight	600 lb

CRACK CHASING SAWS

CC-100 WALK BEHIND CRACK CHASING SAW



The CC-100 is a gas powered crack chasing saw that is designed to rout out random cracks in concrete and asphalt surfaces prior to filling with a repair product or sealant. The saw will cut up to 1" deep and up to 1/2" wide. High production rates and high accuracy are achieved as the operator pulls the crack chaser backward so they have clear sight of the blade and the crack they are cutting.

SCAN FOR MORE
INFORMATION ON THE CC-100



CC-100 SPECIFICATIONS

Part Number	SX90102
Description	Walk-Behind Crack Chaser
Power Source	Honda GX270
Max RPM	7,500
Max Cutting Depth	1"
Blade Diameter	6" Dry Diamond
Blade Width	.250", .375", .500"
Arbor Size	5/8" with Drive Pin Hole
Weight	150 lb

5" CRACK CHASER ASSEMBLY



The 5" Crack Chaser is a handheld saw designed for routing out random cracks before filling. It is also used for cutting repair patches in concrete surfaces requiring a dust-free environment. Additionally, it can be used for joint clean-out and joint fill removal in areas too small for larger joint clean-out saws. The saw features a full metal blade guard for operator protection and a durable polycarbonate dust shroud that withstands abrasive concrete dust.

SCAN FOR MORE
INFORMATION ON THE CRACK CHASER



CRACK CHASER SPECIFICATIONS

Part Number	SX55010	SX55014
Grinder Make/Model	Metabo WEV15-125 QUICK HT	Metabo W11-125 QUICK HT
Power	13.5 AMP	11 AMP
RPM	2,800-9,600	11,000
Power Requirements	120V, 60Hz	120V, 60Hz
Max Cutting Depth	1-1/4"	1-1/4"
Blade Diameter	4", 4.5" or 5"	4", 4.5", or 5"
Blade Width	.090, .125, .187, .250, .375	.090, .125, .187, .250

JOINT FILL PUMPS

ONE MAN POLYUREA PUMP



The innovative design of the polymer pump allows one person to control the polymer pump position with one hand while dispensing the joint filler with the other. The joint filling machine is constructed with a “T” handle, allowing left and right-handed operation. This “One Man Pump” enables other workers to handle different tasks while one person is filling joints. The new design also makes it easier for the pump operator to know exactly where the pump should be and where it needs to go next.


The storage space will also adequately accommodate a Honda EU1000i or a Predator 2000 generator, deep cycle battery, and inverter for cord-free operation.

FEATURES:

- The design of this joint fill pump allows for one-person operation
- 6.5-gallon semi transparent tanks ; easy to clean and replace
- Two-Position wand holder easily switches between a standard operating position and a dedicated cleaning position
- Diamond head manifold provides easy line access to minimize downtime
- Waste bucket holder for fewer drips on the floor
- Can be run with a Deep Cycle Battery and inverter or a small generator for cord-free operation



TWO-POSITION
WAND HOLDER



3-BOLT PUMP
CHANGE



SEMI-TRANSPARENT,
EASY-CLEAN TANKS

SCAN FOR MORE
INFORMATION ON THE ONE MAN POLYMER PUMP



ONE MAN POLYMER PUMP SPECIFICATIONS

Part Number	SX20552
Power Source	1/2 HP Electric Motor
Power Requirements	110V, 60 Hz
Frame	Steel
Tanks	6.5 Gallon Polyethylene
Manifold	Re-Buildable, One-Piece, Aluminum Dispensing Manifold
Compatible Materials	Polyurea and Epoxy Joint Fillers
Weight	175 lbs

JOINT FILL PUMPS

DUAL COMPONENT POLYUREA PUMP



The Dual Component Pump is designed to make all joint fill applications easy and efficient. The pump features 6.5-gallon tanks that allow you to add a full 5 gallons of joint fill material and still have a reserve, and the semi-transparent tanks will enable the operator to monitor the level of liquid in the tanks. The pump is easy to clean as the full-size tank lids provide unrestricted access to the inside of the tanks. A single chain drives the pump to ensure a consistent pump ratio and is strong enough to pump polyurea or epoxy joint fillers.

Whether it is completing small or large areas, it has the capability to reach up to 7,000 lineal feet per day.

FEATURES:

- The Polymer Pump can save up to 50% on material costs with components purchased in bulk
- The unit comes standard with a 1:1 component ratio, but a 2:1 component ratio is available
- Mixing manifold is easy to maintain and clean
- The dispensing wand has a variable speed control, and start/stop control
- Simple design is easy to maintain
- Semi-transparent tanks show the operator how much material is left
- Consistently maintaining the pump ratio is achieved through the use of a single-chain drive



EASY MAINTENANCE



ERGONOMIC HANDLE WITH START/STOP SWITCH



6.5 GALLON TANKS

SCAN FOR MORE INFORMATION ON THE DC POLYMER PUMP



DUAL COMPONENT POLYMER PUMP SPECIFICATIONS

Part Number	SX20150
Power Source	1/2 HP Electric Motor
Power Requirements	110V, 60 Hz
Frame	Steel
Tanks	6.5 Gallon Polyethylene
Manifold	Re-Buildable, One-Piece, Aluminum Dispensing Manifold
Compatible Materials	Polyurea and Epoxy Joint Fillers
Weight	200 lbs

POLYUREA PUMPS

POLYMER PUMP ACCESSORIES

6.5 GALLON TANK



PART NO.	DESCRIPTION
SX20005 - 5POLYOL	6.5 Gallon Resin Tank
SX20005-5ISO	6.5 Gallon Hardener Tank

TANK WARMERS (SET OF 2)




PART NO.	DESCRIPTION
SX20017	5 Gallon Pail Warming Heater Wrap

REPLACEMENT PUMP



PART NO.	DESCRIPTION
SX20205	Replacement Fluid Pump

STATIC MIXER NUT



PART NO.	DESCRIPTION
SX20111	Static Mixer Retaining Nut

DIAMOND HEAD MANIFOLD KIT



PART NO.	DESCRIPTION
SX20217	For the Previous Generation Pump Purchased Before 7/13/25
SX20216	For the New Generation Pump Purchased After 7/13/25

POWER INVERTER



PART NO.	DESCRIPTION
SX20023	1200W Pure Sine Wave Power Inverter

FLOOR SCRAPER



PART NO.	DESCRIPTION
FS05005	5' Floor Scraper with 5' Ergonomic Handle

STAINLESS STEEL TANK KIT



PART NO.	DESCRIPTION
SX22006	6.5 Gallon Stainless Steel Tank Kit

*Includes: (2) Tanks, (2) Lids, Support Cables and Debris Screens

STATIC MIXER



PART NO.	DESCRIPTION
SX20010-20	Pack of 20 Static Mixers
SX20010-100	Pack of 100 Static Mixers

PUMP SEAL KIT



PART NO.	DESCRIPTION
SX20205-1	Pump Seal Kit for the Blue Pump
SX20201-1	Pump Seal Kit for the Black Pump

STATIC MIXER CAP



PART NO.	DESCRIPTION
SX20012	Manifold Night Cap

HOSE WITH FITTINGS



PART NO.	DESCRIPTION
SX20410	Steel Braided Hose

2:1 RATIO KIT



PART NO.	DESCRIPTION
SX21000	2:1 Ratio Kit for the Dual Component Pump
SX21300	2:1 Ratio Kit for the One Man Pump

SCRAPER BLADE



PART NO.	DESCRIPTION
SBL05010	Pack of (10) 5" Scraper Blades
SBL08010	Pack of (10) 8" Scraper Blades

INDUSTRIAL DUST COLLECTION VACUUMS

ULTRA VAC 1250 - GAS



The Ultra-Vac 1250-G is a heavy-duty vacuum designed for collecting concrete dust where a gas-powered engine is most convenient. The gas vac is designed for use with the U.S.SAWS JS-160P, JS-131, CC-100, and various early-entry saws. The wide, flat wheels make it a good choice for early entry control joint cutting, as they will lessen the possibility of indentations in the slab. This vac is constructed of an all-steel tube frame with a polyethylene body for years of use and abuse.


The Ultra Vac is powered by a Honda gas engine and produces 450 CFM. The vac comes equipped with a 25-foot 3" hose.

FEATURES:

- Equipped with a Honda GX240 gas engine
- Tube steel frame with a polyethylene body
- Equipped with front & rear handles for easy transportation
- Manual filter-clearing mechanism
- 25 ft 3" Diameter hose included
- Used With Joint Clean-out Saws, Crack Chasers, Early Entry Saws, Scarifiers, Line Stripe Removers
- Longopac bagging system is available
- HEPA filters are available



DURABLE WHEELS



3" HOSE



HONDA GAS ENGINE

SCAN FOR MORE
INFORMATION ON THE ULTRA VAC 1250- GAS



ULTRA VAC 1250 GAS SPECIFICATIONS

Part Number	SX50005G
CFM	450
Water Lift	115"
Dust Bin	12.5 Gallons
Engine	Honda GX240
Power Supply	Gas
Filter Size	18.3 sq. ft.
Hose Size	3" x 25 ft.
Frame / Body	Tube Steel / High Density Polyethylene
Weight	250 lbs

INDUSTRIAL DUST COLLECTION VACUUMS

ULTRA VAC 1250 - PROPANE



The Ultra-Vac 1250-P is a heavy-duty vacuum designed for collecting concrete dust where a propane-powered engine is most convenient. The 1250-P is the preferred vacuum system for the JS-160P Joint Clean-out Saw, the MC-800P Joint Hog, and other equipment that needs a powerful dust collector powered by propane. The vacuum is constructed of an all-steel tube frame with a polyethylene body for years of use and abuse.


The Ultra Vac is powered by a 408cc Vanguard Certified Propane engine with an electric start and produces 450 CFM. The vac comes equipped with a 25-foot 3" hose.

FEATURES:

- Durable steel frame with polyethylene body built tough for wear & tear on the construction site
- Electric start Vanguard engine
- 25 Ft 3" diameter hose included
- Dust bin has 12.5-gallon dust capacity
- Dust bin is trash bag friendly and is easy to empty
- Can be used with the U.S.SAWS Bagger Frame
- Manual filter cleaning
- Front & rear handles for easy transportation up & down stairs and in & out of vehicles



14HP VANGUARD



3" HOSE



20LB PROPANE TANK

SCAN FOR MORE
INFORMATION ON THE ULTRA VAC 1250- PROPANE



ULTRA VAC 1250 PROPANE SPECIFICATIONS

Part Number	SX50005PG
CFM	450
Water Lift	115"
Propane Tank	20 lbs
Dust Bin	12.5 Gallons or Optional Bagger System (#SX50110)
Power Source	14HP Vanguard 408cc Horizontal Propane Motor
Filter Size	18.3 sq. ft. - Poly Felt with Manual Clearing Shaker
Hose Size	3" x 25 ft.
Frame / Body	Tube Steel / High Density Polyethylene
Weight	350 lbs

INDUSTRIAL DUST COLLECTION VACUUMS

ULTRA VAC 1250 - HEPA



The Ultra-Vac 1250 is a heavy-duty vacuum designed for collecting concrete dust where 115V Electric power is most convenient. The 1250 is the preferred vacuum system for the Mark-III Joint Clean out Saws, the 5" Hand Held Crack Chasers and Hand Held Grinders, and the TC-7 Stand Up Edge. The vacuum is constructed of an all-steel tube frame with a polyethylene body to withstand years of use and abuse.

The Ultra Vac is powered by a pair of Ametek 5.7" two-stage motors and produces 220 CFM. The vac comes equipped with a 25-foot 2" hose.

FEATURES:

- Durable steel frame with polyethylene body built tough for wear & tear on the construction site
- Built to handle any surface preparation project
- Powered by a pair of Ametek 5.7" two-stage motors
- Dust bin has 12.5-gallon dust capacity
- Dust bin is trash bag friendly and is easy to empty
- Can be used with the U.S.SAWS Bagger Frame
- Manual filter cleaning
- Front & rear handles for easy transportation up & down stairs and in & out of vehicles



FILTER SHAKER



2" HOSE



HEAVY DUTY FRAME

SCAN FOR MORE
INFORMATION ON THE ULTRA VAC 1250-HEPA



ULTRA VAC 1250 HEPA SPECIFICATIONS

Part Number	SX50000
CFM	220
Water Lift	110"
Dust Bin	12.5 Gallons
AMP	17 Amp
Filter Size	18.3 sq. ft.
Voltage	120V
Hose Size	2" x 25 ft
Frame / Body	Tube Steel / High Density Polyethylene
Weight	150 lbs

INDUSTRIAL DUST VACUUMS

DUST COLLECTION ACCESSORIES

CYCLONE PRE-SEPARATOR



A low-cost way to turn your industrial shop-vac into an effective industrial dust collector. It separates 99% of the concrete dust before it reaches the shop-vac.

PART NO.	DESCRIPTION
SX24445	5 gallon cyclone pre-separator with heavy duty bucket dolly

2" REPLACEMENT HOSE



The 2" crush-proof hose with cuffs fits on our Ultra Vac 1250 & Ultra Vac 950. The hose is designed for positive airflow applications with a wide temperature range.

PART NO.	DESCRIPTION
SX73405	2"x25' crush proof hose w/cuffs

20" FLOOR VACUUM TOOL



The vacuum wand will assist your every need for quick and easy clean-up. The 20" floor tool is great for vacuuming dust and slurry from surfaces.

PART NO.	DESCRIPTION
SX73424	20" Floor Sweep with one piece 45" wand

HEPA FILTER



The replacement HEPA filter is easy to install and replace in the dust collection system. This filter fits our U.S.SAWS Ultra Vac 1250 & Ultra Vac 950.

PART NO.	DESCRIPTION
SX1250/ 950HEPA	HEPA filter, Ultra Vac-1250, 950

3" ALUMINUM CAM & GROOVE COUPLER



The aluminum cam and groove fittings include a female cam x hose shank connection.

PART NO.	DESCRIPTION
SX24609	3" cam lock female aluminum hose end

ULTRA-VAC 1250 LONGOPAC FRAME



The frame is designed to allow the Ultra-Vac 1250 Dust Collector Series to use Longopac bags. The vacuum mounts to a steel chassis, and the bag is enclosed on three sides, protecting it from accidental rips and tears.

PART NO.	DESCRIPTION
SX50110	Ultra-vac 1250 bagger kit <i>*Vacuum not included</i>

3" REPLACEMENT HOSE



The 3" crush-proof hose fits on our Gas Powered Ultra Vac 1250G & 1250PG. The crush-resistant hose maintains suction for vacuuming in high-traffic areas.

PART NO.	DESCRIPTION
SX73408	3"x25' crush proof hose w/cuffs

ULTRA-VAC 1250 DUST PAN



The replacement dust pan is designed for the Ultra-Vac 1250 line. The dust bin has a 12.5-gallon dust capacity, is trash bag friendly, and is easy to empty.

PART NO.	DESCRIPTION
SX50115	Ultra Vac 1250 bottom pan with H-Handle reinforcement assembly

LONGOPAC BAGS



The Longopac® bagging system makes concrete dust disposal easy and convenient. It attaches to most dust collectors or vacuums and securely holds all dust and debris.

PART NO.	DESCRIPTION
SXLONG04	4 pack of Longopac bags

2" ULTRA-VAC HOSE ADAPTER



The Ultra Vac Hose adapter fits on the U.S.SAWS Ultra Vac 1250 or Ultra Vac 950.

PART NO.	DESCRIPTION
SX24600-60	2" Ultra-Vac hose adapter with button

DIAMOND BLADES

TIGER TOOTH DIAMOND GRIT BLADES

Removes polyurea without loading up. The blade is designed with oversized diamond grit and patented step segments for longer life. Can be used wet or dry. Applications include polyurea, polyurethane, and epoxy.

USAGE: JOINT CLEAN-OUT SAWS, HAND-HELD SAWS




SIZE	PART NO.	DESCRIPTION
4.5"	APB45080	4.5 x .080 x 7/8
7"	APB07090E	7 x .095 x 1-7/8
7"	APB07125D	7 x .125 x 7/8-5/8
8"	APB08187-UA	8 x .187 x 7/8-5/8
8"	APB08095D	8 x .095 x U/A
8"	APB08125D	8 x .125 x 7/8-5/8
8"	APB08095-JS	8 x .095 x 1-7/8 w/DPH
8"	APB08125-JS	8 x .125 x 1 w/DPH
8"	APB08187-JS	8 x .187 x 1" w/DPH
10"	APB10095-JS	10 x .095 x 1" w/DPH
10"	APB10187-JS	10 x .187 x 1" w/DPH

DRY CUT DIAMOND BLADES

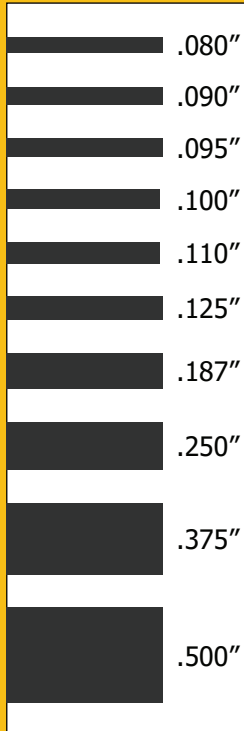


- High diamond concentration for general joint clean-out and crack chasing applications
- Laser welded segments for durability
- Most blades are available in Standard, Premium, and Supreme grades



Most Popular Blades Shown Below. Many other sizes are available. Please call for more information.

BLADE WIDTH GUIDE



SIZE	PART NO.	DESCRIPTION
4"	DCB04080SB	4 x .080 x 7/8 Standard Concrete Blade
4"	DCB04250PB	4 x .250 x 7/8 Prem Tuck Point Blade - Med Bond
4"	DCB04375PB	4 x .375 x 7/8 Prem Tuck Point Blade - Med Bond
4"	DCB04500SB	4 x .500 x 7/8 Standard Tuck Point Blade
4.5"	DCB045080SB	4.5 x .080 x 7/8 Standard Concrete Blade
4.5"	DCB045125UB	4.5 x .125 x 7/8 Supreme Concrete Blade
4.5"	DCB045250PB	4.5 x .250 x 7/8-5/8 Prem Tuck Point Blade
4.5"	DCB045375PB	4.5 x .375 x 7/8 Prem Concrete Blade
5"	DCB05250UB	5 x .250 x 7/8 Supreme Concrete Blade
7"	DCB07095UB-UA	7 x .095 x U/A Supreme Concrete Blade
7"	DCB07125UB-UA	7 x .125 x U/A Supreme Concrete Blade
7"	DCB07250PB	7 x .250 x 7/8 Prem Dry Concrete Blade
7"	DCB07375PB	7 x .375 x 7/8 Prem Dry Concrete Blade
7"	DCB07500PB	7 x .500 x 7/8 Prem Dry Concrete Blade

SIZE	PART NO.	DESCRIPTION
8"	DCB08095UB	8 x .095 x 7/8-5/8 Supreme Dry Concrete Blade
8"	DCB08125UB	8 x .125 x 7/8-5/8 Supreme Dry Concrete Blade
8"	DCB08187UB-JS	8 x .187 x 1-7/8 Supreme Concrete Blade w/DPH*
8"	DCB08250PB	8 x .250 x 7/8 Prem Dry Concrete Blade
8"	DCB08375PB	8 x .375 x 7/8 Prem Dry Concrete Blade
8"	DCB08500PB-JS	8 x .500 x 1 Prem Dry Concrete Blade w/DPH*
10"	DCB10095UB-JS	10 x .095 x 1-7/8 Supreme Dry Cut Concrete Blade w/ DPH*
10"	DCB10110UB-JS	10 x .110 x 1-7/8 Supreme Dry Cut Concrete Blade w/DPH*
10"	DCB10125UB-JS	10 x .125 x 1-7/8 Supreme Dry Cut Concrete Blade w/DPH*
10"	DCB10187UB-JS	10 x .187 x 1-7/8 Supreme Dry Cut Concrete Blade w/DPH*
10"	DCB10250UB-JS	10 x .250 x 1 Supreme Concrete Blade w/DPH*
10"	DCB10375UB-JS	10 x .375 x 1 Supreme Concrete Blade w/DPH*

DIAMOND BLADES

CRACK CHASING & "V" BLADES

The "V" Blades are a high diamond concentration for general joint clean-out and crack-chasing applications. They are designed with laser-welded segments to allow for durability. May be used wet or dry.

Applications: Concrete, Grout, Mortar


USAGE: JOINT CLEAN-OUT SAWS, HAND-HELD SAWS, CC-100




SIZE	PART NO.	DESCRIPTION
.250 "V" SHAPED SEGMENTS		
4"	VCB04250PS	4 x .250 x 7/8
4.5"	VCB045250PS	4.5 x .250 x 7/8-5/8
5"	VCB05250PS	5 x .250 x 7/8-5/8



SIZE	PART NO.	DESCRIPTION
.375 "V" SHAPED SEGMENTS		
4"	VCB04375PB	4 x .375 x 7/8
4.5"	VCB045375PB	4.5 x .375 x 7/8
5"	VCB05375PB	5 x .375 x 7/8



SIZE	PART NO.	DESCRIPTION
RECTANGULAR SEGMENTS W/DPH & KICKER SEGMENTS		
6"	DCB06250PB-CC	6 x .250 x 5/8
6"	DCB06375PB-CC	6 x .375 x 5/8



SIZE	PART NO.	DESCRIPTION
"V" SHAPED SEGMENTS W/DPH & KICKER SEGMENTS		
6"	VCB06250PB-CC	6 x .250 x 5/8
6"	VCB06375PB-CC	6 x .375 x 5/8

TUC-POINT BLADES

Tuc-Point blades remove mortar joints and prepares masonry surfaces, including concrete, block, brick, paver, and stone. They are great for tuc-pointing or cleaning and widening joints.



SIZE	PART NO.	DESCRIPTION
4"	TSS042539P40D	4 x .250 x 7/8 Premium
4"	TSS043739P40D	4 x .375 x 7/8 Premium
4.5"	TSS452539P40D	4.5 x .250 x 7/8 Premium
4.5"	TSS453739P40D	4.5 x .375 x 7/8 Premium
5"	TSS052539P40D	5 x .250 x 7/8 Premium
5"	TSS053739P40D	5 x .375 x 7/8 Premium
6"	TSS062539P40D	6 x .250 x 7/8 Premium
7"	TSS072539P40D	7 x .250 x 7/8 Premium
7"	TSS073739P40D	7 x .375 x 7/8 Premium

CUP WHEELS

PCD CUP WHEELS

The Dragon Tooth PCD has V-shaped PCD teeth, providing unparalleled aggressiveness for removing coatings such as urethane and flake floors. Crafted from top-quality PCD, this wheel is built to endure the most demanding conditions. The cup wheel will leave a deep profile in most concrete.



SIZE	PART NO.	DESCRIPTION
5"	CW5PCD6S	5" x 5/8-7/8 6 Sharp Segment
7"	CW7PCD12S	7" x 5/8-7/8 12 Sharp Segment

The Sharp PCD uses 1/8" wide sharp edge segments to tear through the toughest coatings. The most popular job for this wheel is to remove waterproofing coatings that have elasticity. These cup wheels will leave a very rough surface.



SIZE	PART NO.	DESCRIPTION
5"	CW5PCD12S	5" 12 Sharp Segment Double Row
7"	CW7PCD24S	7" 24 Sharp Segment Double Row

The Quarter Round PCD (Poly Crystalline Diamond) uses 3/8" wide, rounded segments that scrape away surface contaminants quickly. The best use for this wheel is carpet adhesive, multiple coats of paint, flake floors, and urethane deck coatings.



SIZE	PART NO.	DESCRIPTION
5"	CW5PCD4DN	5" 4 Quarter Round Segment
5"	CW5PCD6R	5" 6 Quarter Round Segment
7"	CW7PCD6R	7" 6 Quarter Round Segment
7"	CW7PCD8DN	7" 8 Quarter Round Segment

ULTRA GRIT CUP WHEELS

The Ultra Grit cup is built with 18 grit diamonds and provides the most aggressive performance for removal of coatings and profiling the surface for superior coating adhesion. The rounded outer edge of the segments reduces gouging for a smooth effect.



SIZE	PART NO.	DESCRIPTION
5"	CW5HOS18DS	5 x 5/8-7/8 18 Segments #20 Grit
5"	CW5HOS18TS	5 x 5/8-11 18 Segments #20 Grit - Threaded
7"	CW7HOS18DS	7 x 5/8-7/8 18 Segments #20 Grit
7"	CW7HOS18TS	7 x 5/8-11 18 Segments #20 Grit- Threaded

ARROW SEGMENT CUP WHEELS

The Arrow cup is a long lasting hard bond, 30/40 grit cup wheel with a unique segment design. The segments are angled back to allow the edge to scrape away loose materials on the floor while the diamonds cut through what is left. The arrow cups are a popular choice for flooring contractors that remove tile thin set.



SIZE	PART NO.	DESCRIPTION
5"	CW5AR6PDS	5 x 5/8-7/8 6 Segment
5"	CW5AR6PTS	5 x 5/8-11 6 Segment - Threaded
7"	CW7AR10PDS	7 x 5/8-7/8 10 Segment
7"	CW7AR10PTS	7 x 5/8-11 10 Segment

CUP WHEELS

SWAT CUP WHEELS

The SWAT (Single Wheel All Tasks) cup is designed to be a good all around wheel that provides fast coating removal, surface prep, and leveling in a medium bond, 18 grit. Available in three configurations, less segment will be more aggressive and more segments will last longer. The 6+3 is our most popular.



SIZE	PART NO.	DESCRIPTION
7"	CW7SW33DS	7 x 7/8 6 Segment 3+3 Bi-Turbo (most aggressive) - #18/20 Grit
7"	CW7SW63DS	7 x 7/8 9 Segment 6+3 Bi-Turbo (aggressive) - #18/20 Grit
7"	CW7SW99DS	7 x 7/8 18 Segment 9+9 Bi-Turbo (longest life) - #18/20 Grit

S-SEGMENT CUP WHEELS

The S Segment cup is a 25/30 grit cup wheel designed to effectively grind through multiple layers of old coatings and leave a rougher profile on the concrete. Available in threaded or non-threaded arbor.



SIZE	PART NO.	DESCRIPTION
5"	CW5SS7T	5 x 5/8-7/8 Premium S-Segment
7"	CW7SS20D	7 x 5/8-7/8 Premium S-Segment
7"	CW7SS20TT	7 x 5/8-11 Threaded Premium S-Segment

T-SEGMENT CUP WHEELS

The T-segment cup is a perfect wheel for aggressive grinding and provides a good life span. The cups are great for planing down high spots and removal of thin coatings but not recommended for curing compounds or before thin mill coating application or polishing.



SIZE	PART NO.	DESCRIPTION
4"	CW4TS8PDS	4 x 7/8-5/8 Premium T-Segment
4"	CW4TS8PTS	4 x 5/8-11 Premium T-Segment
4.5"	CW45TS9PDS	4.5 x 7/8-5/8 Premium T-Segment
4.5"	CW45TS9PTS	4.5 x 5/8-11 Premium T-Segment
5"	CW5TS10PDS	5 x 7/8-5/8 Premium T-Segment
5"	CW5TS10PTS	5 x 5/8-11 Premium T-Segment
6"	CW6TS12PDS	6 x 7/8-5/8 Premium T-Segment
6"	CW6TS12PDS	6 x 7/8-5/8 Premium T-Segment
7"	CW7TS14PDS	7 x 7/8-5/8 Premium T-Segment
7"	CW7TS14PTS	7 x 5/8-11 Premium T-Segment

TURBO CUP WHEELS

The Turbo cup is the best choice for a cup wheel that was designed for floor coating contractors. The angled segments help to reduce gouging. The 30/40 grit diamonds are effective for removing light coatings, grinding down patches, joints or high spots, and leaving a good profile for new coatings.



SIZE	PART NO.	DESCRIPTION
4.5"	CW45TR10PDS	4.5 x 7/8-5/8 10 Segment Premium
4.5"	CW45TR9PTB	4.5 x 5/8-11 9 Segment Premium
4.5"	CW45TR18PDS	4.5 x 7/8-5/8 18 Segment Premium
7"	CW7TR12PDS	7 x 7/8-5/8 12 Segment Premium
7"	CW7TR24PDS	7 x 7/8-5/8 24 Segment Premium

CUP WHEELS

TURBO CUP WHEELS



SIZE	PART NO.	DESCRIPTION
4.5"	CW45TR10SDS	4.5 x 7/8-5/8 10 Segment Standard
4.5"	CW45TR18SDB	4.5 x 7/8-5/8 18 Segment Standard
7"	CW7TR12SDB	7 x 7/8-5/8 12 Segment Standard
7"	CW7TR24SDB	7 x 7/8-5/8 24 Segment Standard

LONG THREAD TURBO CUP WHEELS

This popular cup wheel has all the fine characteristics of our Turbo cup wheels. Still, it also has an extended threaded arbor to eliminate the need for additional bushings, nuts, or spacers when used with the U.S.SAWS dust shrouds. The cup wheel also has a softer bond for fast grinding on hard concrete.



SIZE	PART NO.	DESCRIPTION
7"	CW7TR12SLTB	7 x 5/8-11 12 Segment Standard - Long Threaded

SPIRAL CUP WHEELS

The Spiral Turbo cup is the best choice for a cup wheel that was designed for floor coating contractors. The angled segments help to reduce gouging and is designed for fast grinding with a smooth finishing. Ideal for general purpose applications on concrete and masonry, including: grinding, cleaning, leveling and coating removal.



SIZE	PART NO.	DESCRIPTION
4.5"	CW45TR9SDN	4.5 x 7/8 9 Segment Standard
7"	CW7TR12SDN	7 x 7/8-5/8 12 Segment Standard

TORNADO CUP WHEELS

Tornado cups are a soft bond, long segment wheel that is very aggressive, leaves a deep profile (CSP 2.5), yet doesn't leave gouge or ring marks in the concrete. Excellent for prepping for moisture mitigation coatings.



SIZE	PART NO.	DESCRIPTION
7"	CW7TN3SDN	7 x 7/8 3 Segment #16/20 Grit
7"	CW7TN6SDN	7 x 7/8 6 Segment #16/20 Grit
7"	CW7TN9SDN	7 x 7/8 9 Segment #16/20 Grit
7"	CW7BT9918DN	7 x 7/8 18 Segment #16/20 Grit
7"	CW7BT9960DN	7 x 7/8 18 Segment #60/80 Grit

BI-TURBO CUP WHEELS

The fine-grit Bi-Turbo cup is typically the last metal step before switching to resin pads when polishing concrete. The combination of longer and shorter segments eliminates gouging and leaves a uniform honed surface.



SIZE	PART NO.	DESCRIPTION
5"	CW5BT9918SDN	5 x 7/8 18 Segment #16/20 Grit
5"	CW5BT99120SDN	5 x 7/8 18 Segment #120/140 Grit
7"	CW7BT99120SDN	7 x 7/8 18 Segment #120/140 Grit

ABOUT U.S.SAWS

U.S.SAWS' Surface Preparation division manufactures specialty equipment for the industrial flooring, concrete repair, and concrete polishing industries. Former owners of Sawtec®, U.S.SAWS' principals each have over 30 years of experience in the concrete repair industry and are very knowledgeable about Sawtec® products. They are dedicated to improving contractors' brand loyalty through innovative product enhancement and personal customer service.

U.S.SAWS' professional-grade surface preparation equipment line includes dust-free tools and accessories for grinding, cleaning, and polishing concrete, cutting and widening joints, and other joint clean-out applications and crack-chasing equipment. The products are designed for the professional contractor who focuses on concrete repair and surface preparation where time and dust control are critical.

U.S.SAWS offers a "Satisfaction Guaranteed" policy on all products sold, "Quality, No Excuses!"

LIMITED EQUIPMENT WARRANTY

U.S.SAWS warrants each new unit to be free from defects in material and quality for one year from the date of factory shipment.

This warranty does not obligate U.S.SAWS to bear any transportation charges or personnel time connected with replacing or repairing defective parts. This warranty does not obligate U.S.SAWS to incur any expense for travel time or personnel associated with service calls.

Accessories or equipment furnished and installed on the product by U.S.SAWS but manufactured by others shall carry the accessory manufacturer's warranty.

U.S.SAWS will not, in any event, be liable to the user for any consequential damages arising out of the sale for the loss of use, loss of profits or revenue, interest, lost goodwill, or work stoppage.

RETURN / CLAIM POLICY

1. Return of merchandise for credit or exchange must be done within 90 days of receipt. Authorized U.S.SAWS factory personnel must approve all returns, at which time an RA# (Return Authorization) will be issued. A copy of the RA will then be faxed to the customer to use as a packing list and describe any defects.
2. Obsolete parts or special orders will not be accepted for return.
3. The package MUST include a copy of the RA. Merchandise shall be returned freight prepaid unless approved otherwise. All returns NOT accompanied by an RA# will be refused.
4. Upon arrival, all items will be evaluated for credit. If an item is deemed defective, a credit will be issued toward any replacement order.
5. Each return will be subject to a 15% restocking charge.
6. Any claims of shortage, damage, defects or wrong items must be submitted to U.S.SAWS within 30 days of receipt.
7. Electric motors and gas engines are covered under the manufacturer's warranty. These items should be sent to their respective service centers for inspection, repair or replacement when deemed necessary.
8. The customer must submit a claim to the carrier when items are received damaged.

ALL ORDERS SHIPPED IN THE U.S. OR CANADA

1. All prices quoted are F.O.B. origin.
2. All prices are subject to change without notice.
3. Discounts are not allowed on tax, freight, or labor. Accounts not paid within 30 days are subject to a 1.5% per month service charge (18% annual percentage rate).
4. U.S.SAWS reserves the right to bid and sell directly to the U.S. Government.
5. U.S.SAWS reserves the right to modify, alter, and improve any part or parts without incurring any obligation to replace any part or parts, previously sold with such modified, altered or improved part or parts.
6. \$25.00 minimum net order for parts and accessories.
7. All pricing subject to change without notice.

U.S. SAWS™

BUILT FOR PROFESSIONALS



Scan for the entire online catalog

**3702 West Central Avenue
Santa Ana, CA 92704
714-434-7297**

**8004-B E. Broadway Avenue
Tampa, FL 33619
813-621-8015**

**877.817.6687
www.ussaws.com**